

THE WEISER LOCKS WE STOCK HAVE THE WEISER 1555 KEYWAY NOT KWIKSET

WEISER

WELCOME HOME SERIES


For Standard Duty

- ANSI A156.2, Series 4000, Grade 2.
- Residential Lifetime Mechanical warranty.
- Residential Lifetime Finish warranty.




Welcome Home SERIES®


24 Locks per case.
Dummy = 24 locks.



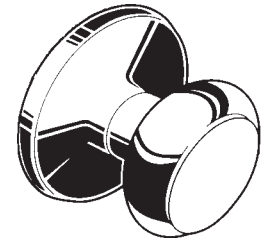
BEVERLY(B)
US-3, 5, 26D



HUNTINGTON(H)
US-3
*US-5, 26, 26D
Limited Supply



PHOENIX(P)
US-3, 5, 11P, 12, 15



TROY(T)
US-3, 5, 11P, 15, 26D

<u>Function</u>	<u>No.</u>	<u>Operation</u>
DUMMY KNOB	A12	Single Knob, wood screw mounting.
HALL/CLOSET	A100	Latch bolt operated by knob from either side, both knobs always free.
BED/BATH	A300	Push and turn knob locking inside; knob with emergency release opening outside.
BED/BATH	A330	Turn button locking inside; knob with emergency release opening outside.
FRONT/BACK	A500	Keyed knob outside; push and turn knob locking inside, deadlocking latch standard.
FRONT/BACK	A530	Keyed knob outside; push and turn button locking inside. Deadlocking latch.
STOREROOM	A580	Keyed knob outside; outside knob always rigid; inside knob always free. Deadlocking latch.

SPECIFICATIONS

DOOR THICKNESS:	1-3/8" to 1-3/4"	
BACKSET:	Adjustable 2-3/8" to 2-3/4"	
BORE:	2-1/8" x 1"	
ROSE:	2-5/8"	
FINISHES:	US-3^B	Bright Brass
	US-5	Antique Brass, oxidized, hand relieved and highlighted
	US-11P	Venetian Bronze™
	US-12	Tuscan Copper™
	US-15	Satin Nickel
	US-26^B	Bright Chrome
	US-26D^B	Satin Chrome

^BBrilliance Finish is standard on exterior side of locks in the following functions: A500, A530 and A580

HOW TO ORDER: Specify,

Function:	A500	Front/Back
Design:	B	Beverly
Finish:	US-3	Bright Brass
*Latch:	AL	Adjustable

Not all functions are available in all designs/finishes.
*Weiser Lock will be switching over to 6AL Universal latch. This latch includes drive-in latch with square corner and round corner faceplates. Most locks will be switching to round corner strikes (RCS-R1).

WEISER

WELCOME HOME SERIES

For Standard Duty

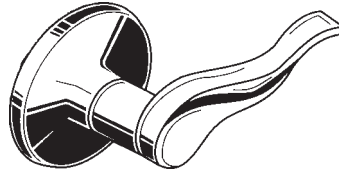
- ANSI A156.2, Series 4000, Grade 2.
- Residential Lifetime Mechanical warranty.
- Residential Lifetime Finish warranty.



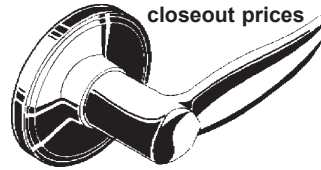
12 Locks per case.
Dummy = 12 locks.




ASPEN(A)
US-3, 11P, 12, 15



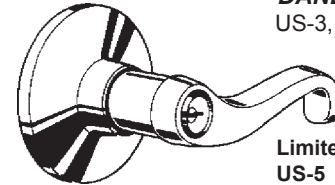
CORSAIR(C)
US-3, 5, 15
(Specify Hand LH - RH)



GALIANO(G)
US-3



DANE(D)
US-3, 26D



VALENCIA(V)
US-3, 15
(Specify Hand LH - RH)

Limited supply of US-5

Welcome Home SERIES®


Function	No.	Operation
DUMMY LEVER	LA12	Single lever, wood screw mounting.
HALL/CLOSET	LA100	Latch bolt operated by lever from either side, both levers always free.
BED/BATH	LA330	Turn button locking inside; lever with emergency release opening outside.
FRONT/BACK	LA530	Keyed knob outside; push and turn button locking inside. Deadlocking latch.
KEYED LEVER	LA535	Latch bolt operated by lever from either side, except when outside lever is locked by key outside or turn button inside. Locking button must be returned to unlocked position by key outside or turn button inside to release inner and outer lever. Deadlocking latch.

¹ Determine Hand of Door:

Diagrams show outside of door.

LH-the hinge is on the left side of the door.

RH-the hinge is on the right side of the door.



¹ To determine the hand of a dummy lever, face the side of the door it will be used on. If hinges are on left, order L.H., if hinges are on right, order R.H.

Specify outside knob when ordering LA530 function:

ASPEN	P3, P11P, P12, P15, T3, T15.
CORSAIR	B5, P3, P5, P15, T3, T5, T15.
GALIANO	B3.
VALENCIA	B3, H3, P15, T15.

HOW TO ORDER: Specify,

Function:	LA530	Front/Back
Outside Knob:	B	Beverly [†]
Lever Design:	V	Valencia
Finish:	US-3	Bright Brass
*Hand:	LH	Left Hand
**Latch:	AL	Adjustable

Not all functions are available in all designs/finishes.

[†] Only need to specify if ordering NLA530 function.

*Specify hand when ordering Corsair or Valencia levers.

**Weiser Lock will be switching over to 6AL Universal latch. This latch includes drive-in latch with square corner and round corner faceplates. Most locks will be switching to round corner strikes (RCS-R1). LA535 available with fixed face latch only.

	SPECIFICATIONS
DOOR THICKNESS:	1-3/8" to 1-3/4"
BACKSET:	Adjustable 2-3/8" to 2-3/4"
BORE:	2-1/8" x 1"
ROSE:	2-5/8"
	2-15/16" on LA535 lever
FINISHES:	US-3[‡] Bright Brass
	US-5 Antique Brass, oxidized, hand relieved and highlighted
	US-11P Venetian Bronze™
	US-12 Tuscan Copper™
	US-15 Satin Nickel
	US-26[‡] Bright Chrome
	US-26D[‡] Satin Chrome

[‡]Brilliance Finish is standard on exterior side of locks in the following functions: LA530 & LA535.

WEISER

24 Locks per case.

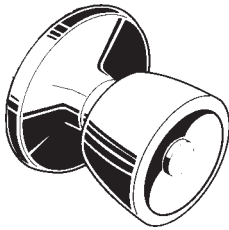
**WELCOME HOME SERIES
WEISERBOLT**




Welcome Home SERIES®

For Standard Duty

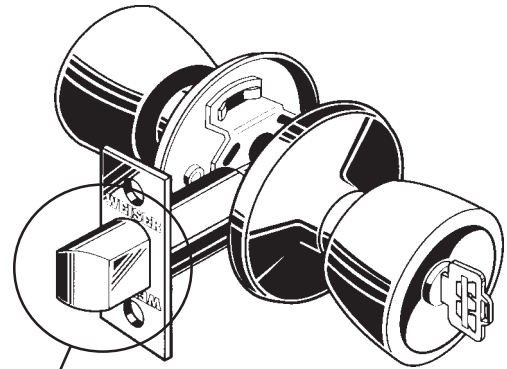
- 1" Projection deadbolt latch with 1/4" dia. hardened steel free-turning roller.
- Residential Lifetime Mechanical warranty.
- Residential Lifetime Finish warranty



BEVERLY(B)
US-3, 5



PHOENIX(P)
US-3



**ADJUSTABLE LATCH
BOLT AND DEADBOLT
IN ONE**

<u>Function</u>	<u>No.</u>	<u>Operation</u>
FRONT/BACK	DA5170	1/2" latch bolt operated by knob from either side. 1" projection deadbolt operated by turn button inside and key outside. Outside knob turns free in locked position. Key in outer trim or turning inside knob returns latch to spring position. Inside knob always free.

SPECIFICATIONS

DOOR THICKNESS:	1-5/8" to 1-7/8"	
BACKSET:	Adjustable 2-3/8" to 2-3/4"	
BORE:	2-1/8" x 1"	
ROSE:	2-5/8"	
STRIKE:	A13251	
FINISHES:	US-3^P	Bright Brass
	US-5	Antique Brass, oxidized, hand relieved and highlighted

^PBrilliance Finish is standard on exterior side of locks in the following function: DA5170

HOW TO ORDER: Specify,

Function:	DA5170	Front/Back
Design:	B	Beverly
Finish:	US-3	Bright Brass
Latch:	AL	Adjustable

Strike for Weiserbolt
ZL-507 STRIKE ONLY

WEISER

ELEMENTS SERIES


For Standard Duty

- ANSI A156.2, Series 4000, Grade 3.
- Residential 25-Year Mechanical Warranty.
- Residential 10-Year Finish Warranty.

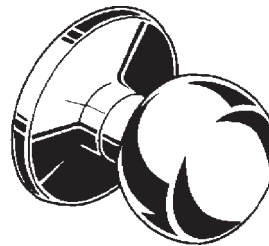


24 Locks per case.
Dummy = 24 locks.
Lever = 12 locks.


elements SERIES™



RICHMOND (R)
US-3, 5,
26D(Discontinued)



FAIRFAX (F)
US-3



YORK (Y)
US-3, 15

Function	No.	Operation
DUMMY KNOB	AC12	Single Knob, wood screw mounting.
HALL/CLOSET	AC100	Latch bolt operated by knob from either side, both knobs always free.
BED/BATH	AC300	Push and turn knob locking inside; knob with emergency release opening outside.
BED/BATH	AC330	Turn button inside locking; knob with emergency release opening outside.
FRONT/BACK	AC500	Keyed knob outside; push and turn knob locking inside. Deadlocking latch standard.
FRONT/BACK	AC530	Keyed knob outside; push button locking inside. Deadlocking latch.

SPECIFICATIONS

- DOOR THICKNESS:** 1-3/8" to 1-3/4"
BACKSET: Adjustable 2-3/8" to 2-3/4"
BORE: 2-1/8" x 1"
ROSE: 2-5/8"
FINISHES:
US-3 Bright Brass
US-5 Antique Brass, oxidized, hand relieved and highlighted
US-15 Satin Nickel
US-26D Satin Chrome

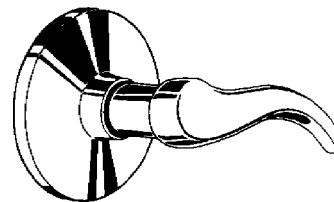
HOW TO ORDER: Specify,

- Function: **LC330** Bed/Bath
 Design: **M** Monterey
 Finish: **US-3** Bright Brass
 *Hand: **LH** Left Hand
 Latch: **AL Adjustable

Not all functions are available in all designs/finishes.
 *Specify hand when ordering Monterey lever.
 **Weiser Lock will be switching over to 6AL Universal latch. This latch includes drive-in latch with square corner and round corner faceplates. Most locks will be switching to round corner strikes (RCS-R1).

1 Determine Hand of Door:
 Diagrams show outside of door.
LH-the hinge is on the left side of the door.
RH-the hinge is on the right side of the door.

1 To determine the hand of a dummy lever, face the side of the door it will be used on. If hinges are on left, order L.H., if hinges are on right, order R.H.



MONTEREY (M)
US-3, 15
(Specify Hand LH - RH)

Function	No.	Operation
DUMMY LEVER	LC12	Single Lever, wood screw mounting.
HALL/CLOSET	LC100	Latch bolt operated by lever from either side, both levers always free.
BED/BATH	LC330	Turn button inside locking; lever with emergency release opening outside.
KEYED LEVER	LC535	Latch bolt operated by lever from either side, except when outside lever is locked by key outside or turn button inside. Locking button must be returned to unlocked position by key outside or turn button inside to release inner and outer lever. Deadlocking latch.

©ZIPF LOCK COMPANY

THE WEISER LOCKS WE STOCK HAVE THE WEISER 1555 KEYWAY NOT KWIKSET

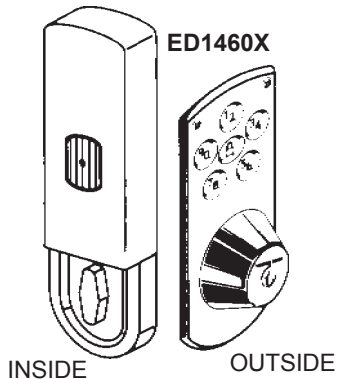
WEISER

6 locks per case

KEYLESS HOME ACCESS SYSTEM

Powerbolt Deadbolts

- 1" projection deadbolt latch with 1/4" diameter hardened steel free-turning roller.
- Easy to Install, Easy to Program, Easy to Use.
- Requires 4 "AA" alkaline batteries (not included).
- Residential 1-Year Electrical components warranty.
- Residential Lifetime Mechanical warranty.
- Residential Lifetime Finish warranty.



WEISER LOCK™

Powerbolt

SPECIFICATIONS


DOOR THICKNESS:	1-3/8" to 2"
BACKSET:	Adjustable 2-3/8" to 2-3/4"
BORE:	2-1/8" x 1"
BOLT THROW:	1"
FINISHES:	US-3^B Bright Brass US-15 Satin Nickel US-26D^B Satin Chrome

^BBrilliance Finish is standard on exterior side of locks.-

Other finishes available by special order.

HOW TO ORDER: Specify,

Function: **ED1460X** Single Cylinder
Finish: **US-3** Bright Brass
Latch: **AL** Adjustable



Stock No.
ED1460X

Operation

Single Cylinder Deadbolt-Deadbolt latch retracted by entering security code outside and extended by pushing lock button outside. Deadbolt latch extended and retracted by T-Turn on inside. Using key outside will retract deadbolt latch if needed.

ED1470X

Same as above except includes push button lock and unlock buttons on inside to extend or retract deadbolt.

Electronic Keyless Entry System

- Simply enter your personalized access code for convenient, quick and carefree entry.
- You may also program a temporary second code for a neighbor, cleaning crew, etc.
- Alarm sounds after 3 consecutive incorrect codes are entered.
- Easy-one touch locking.
- Heavy duty security deadbolt and strike plate resist break-ins.
- No wiring necessary (add 4 Alkaline "AA" batteries).
- Low battery indicator.
- Fits standard preparation on new doors.
- Easily replaces existing door hardware.

We also stock Kwikset's 907 Series Powerbolt.

©ZIPF LOCK COMPANY

230 v1
(PL-14)

THE WEISER LOCKS WE STOCK HAVE THE WEISER 1555 KEYWAY NOT KWIKSET

WEISER

WELCOME HOME SERIES DEADBOLTS

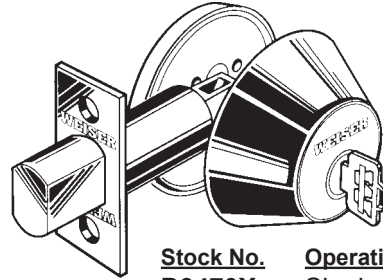
Heavy Duty Deadbolts

- ANSI A156.5, Grade 2 on wooden frames.
- 1" projection deadbolt latch with 1/4" diameter hardened steel free-turning roller.
- Single cylinder T-turn meets handicapped specifications.
- Residential Lifetime Mechanical warranty.
- Residential Lifetime Finish warranty.



D9470X: 24 locks per case.
D9370X: 12 locks per case.

Welcome Home SERIES®



Stock No.	Operation
D9470X	Single Cylinder
D9370X	Double Cylinder

HOW TO ORDER: Specify,

Function: **D9470X** Single Cylinder
 Finish: **US-3** Bright Brass
 *Latch: **AL** Adjustable

*Weiser Lock will be switching over to 6AL Universal latch. This latch includes drive-in latch with square corner and round corner faceplates. Most locks will be switching to round corner strikes (RCS-R2).

SPECIFICATIONS

DOOR THICKNESS:	1-3/8" to 1-3/4"
BACKSET:	Adjustable 2-3/8" to 2-3/4"
BORE:	1-1/2" x 1"
	2-1/8" x 1" acceptable if grade 2 not required.
BOLT THROW:	1"
STRIKE:	10046-1
FINISHES:	US-3^B Bright Brass
	US-5 Antique Brass, oxidized, hand relieved and highlighted
	US-11P Venetian Bronze™
	US-12 Tuscan Copper™
	US-15 Satin Nickel
	US-26D^B Satin Chrome

^BBrilliance Finish is standard on exterior side of locks.

ELEMENTS SERIES DEADBOLTS

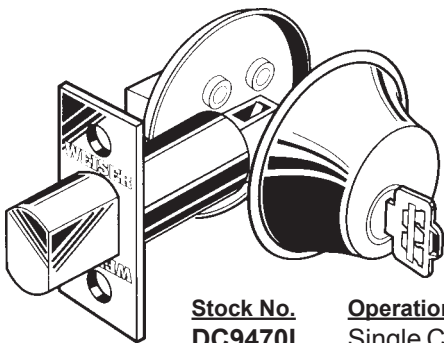
Standard Duty Deadbolts

- 1" projection deadbolt latch with 1/4" diameter hardened steel free-turning roller.
- Single cylinder T-turn meets handicapped specifications.
- Residential 25-Year Mechanical Warranty.
- Residential 10-Year Finish Warranty.



DC9470L: 24 locks per case.
DC9370L: 12 locks per case.

elements SERIES™



Stock No.	Operation
DC9470L	Single Cylinder
DC9370L	Double Cylinder

SPECIFICATIONS

DOOR THICKNESS:	1-3/8" to 1-3/4"
BACKSET:	Adjustable 2-3/8" to 2-3/4"
BORE:	1-1/2" x 1"
BOLT THROW:	1"
STRIKE:	5051
FINISHES:	US-3 Bright Brass
	US-5 Antique Brass, oxidized, hand relieved and highlighted
	US-15 Satin Nickel
	US-26D Satin Chrome

HOW TO ORDER: Specify,

Function: **DC9470L** Single Cylinder
 Finish: **US-3** Bright Brass
 *Latch: **AL** Adjustable

*Weiser Lock will be switching over to 6AL Universal latch. This latch includes drive-in latch with square corner and round corner faceplates. Most locks will be switching to round corner strikes (RCS-R3).

©ZIPF LOCK COMPANY

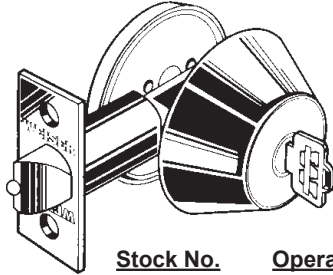
WEISER

D SERIES GATELOCK

24 locks per case

Gate Lock with Deadlocking Latch

- Residential Lifetime Mechanical warranty.
- Residential Lifetime Finish warranty.



Stock No.
D840X

Operation
Single Cylinder



SPECIFICATIONS

DOOR THICKNESS: 1-1/2" to 1-7/8"
BACKSET: Adjustable 2-3/8" to 2-3/4"
BORE: 2-1/8" x 1"
BOLT THROW: 1/2"
FINISHES: **US-3** Bright Brass

HOW TO ORDER: Specify,

Function: **D840X** Single Cylinder
 Finish: **US-3** Bright Brass
 Latch: **AL** Adjustable


INDICATOR DEADBOLT

Welcome Home SERIES®

24 locks per case

The Indicator Deadbolt has a thumbturn on the inside and displays "VACANT" on a green panel when open and "OCCUPIED" on a red panel when locked.

- Lifetime Mechanical warranty.



Stock No.
D9770I

Operation
Indicator Deadbolt
Emergency Key



SPECIFICATIONS

DOOR THICKNESS: 1-3/8" to 1-3/4"
BACKSET: Adjustable 2-3/8" to 2-3/4"
BORE: 1-1/2" x 1"
BOLT THROW: 1"
FINISHES: **US-3** Bright Brass
US-26D Satin Chrome

HOW TO ORDER: Specify,

Function: **D9770I** Indicator Deadbolt
 Finish: **US-3** Bright Brass
 Latch: **AL** Adjustable

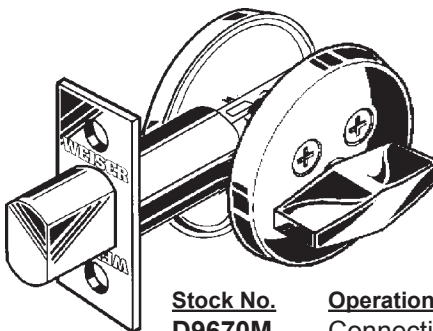
CONNECTING DOOR DEADBOLT

Welcome Home SERIES®

24 locks per case

The Connecting Door deadbolt has a blank plate on the exterior of door. Deadbolt operated by thumbturn on interior of door.

- Residential Lifetime Mechanical warranty.



Discontinued. Call for closeout prices.

Stock No.
D9670M

Operation
Connecting Door Deadbolt

SPECIFICATIONS

DOOR THICKNESS: 1-3/8" to 1-3/4"
BACKSET: Adjustable 2-3/8" to 2-3/4"
BORE: 1-1/2" x 1"
BOLT THROW: 1"
FINISHES: **US-3** Bright Brass
US-26D Satin Chrome

HOW TO ORDER: Specify,

Function: **D9670M** Connecting Door
 Finish: **US-3** Bright Brass
 Latch: **AL** Adjustable

WEISER


CS SERIES COMBO LOCKSET

Simultaneous Retracts Both Latches

- ANSI A156.12.
- Turning inside knob retracts both deadbolt and lower latch simultaneously.
- 1" projection deadbolt latch with 1/4" diameter hardened steel free-turning roller.
- Outside and inside knob always free.
- Residential Lifetime Mechanical warranty.

SPECIFICATIONS

DOOR THICKNESS: 1-1/2" to 1-3/4"
BACKSET: Adjustable 2-3/8" to 2-3/4"
BORE: 1-1/2" x 1" for deadlock
 2-1/8" x 1" for knoblock
SPACING: 4" center to center
FINISHES: **US-3** Bright Brass
US-5 Antique Brass, oxidized, hand relieved and Highlighted



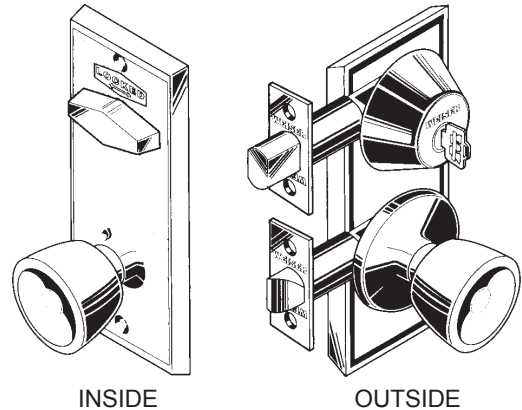
BEVERLY(B)
US-3

*26D finish available by special order.
 Special keying is also available.*



Discontinued. Call for closeout prices.

6 Locks per case.



INSIDE

OUTSIDE

Stock No. **CS1170** **Operation**
 Entrance Lock with Passage Trim

HOW TO ORDER: Specify,

Function: **CS1170** Single Cylinder
Design: **B** Beverly
Finish: **US-3** Bright Brass
Latch: **AL** Adjustable

ELEMENTS SERIES HANDLESETS

Single Cylinder Handlesets

- Residential ANSI A156.2, Grade 3.
- Residential 25-Year Mechanical warranty.
- Residential 10-Year Finish warranty

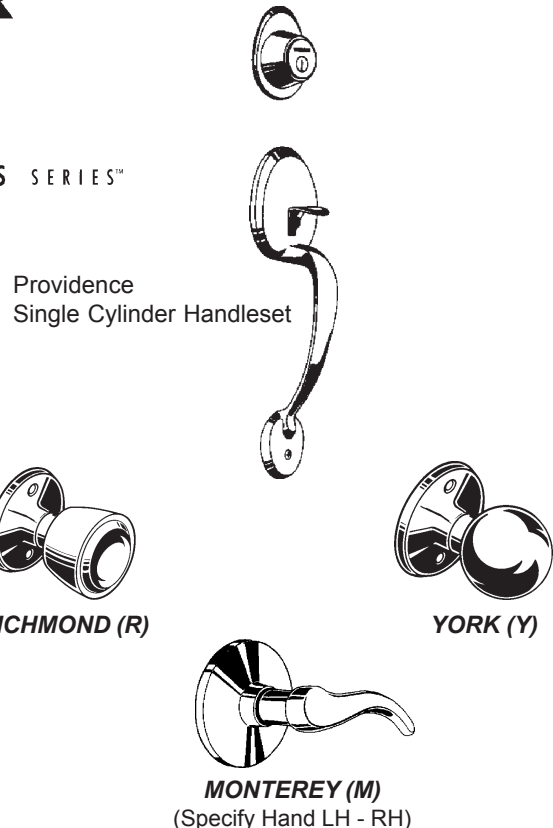
SPECIFICATIONS

DOOR THICKNESS: 1-3/8" to 1-3/4"
BACKSET: Adjustable 2-3/8" to 2-3/4"
BORE: 2-1/8" x 1"
SPACING: 5-1/2" center to center recommended
BOLT THROW: 1"
FINISHES: **US-3** Bright Brass
US-15 Satin Nickel



elements SERIES™

4 locks per case.



Providence
Single Cylinder Handleset

RICHMOND (R)

YORK (Y)

MONTEREY (M)
(Specify Hand LH - RH)

Stock No.	Inside Design	Finish
AC9470P R 3 6AL	Richmond	Bright Brass
AC9470P Y 3 6AL	York	Bright Brass
AC9470P Y 15 6AL	York	Satin Nickel
*LC9470P M 3 6AL	Monterey	Bright Brass
*LC9470P M 15 6AL	Monterey	Satin Nickel

***Specify Handing:** LH or RH
 Locks come with Round corner strikes (RCS)

©ZIPF LOCK COMPANY

THE WEISER LOCKS WE STOCK HAVE THE WEISER 1555 KEYWAY NOT KWIKSET

WEISER

4 locks per case.

WELCOME HOME HANDLESETS



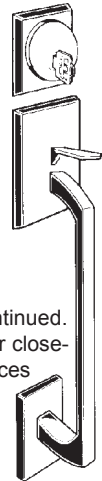
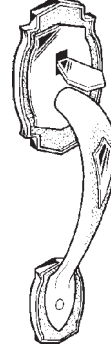
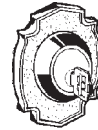
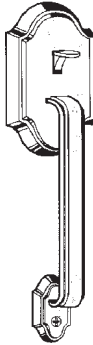
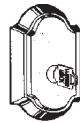
Welcome Home SERIES®

Single Cylinder Handlesets for Knobs

- ANSI A156.5, Grade 2 on wooden frames.
- 1" projection deadbolt latch with 1/4" diameter hardened steel free-turning roller.
- Residential Lifetime Mechanical warranty.
- Residential Lifetime Finish warranty.

Distance from center of handle hole to bottom mounting screw:

- Augusta: 9-11/16"
- Columbia: 8-5/16"
- High Point: 7-5/16"
- Modern: 9-1/16"



Discontinued.
Call for close-out prices

FUNCTION
Locking Handle
Dummy Handle
Double Cylinder

AUGUSTA
A9770A
*A70A
**A9370A P 12
US-3, 5, 11P, 12, 15

COLUMBIA
A9770C
A77C
US-3, 11P, 12

HIGH POINT
A9770H
A77H
US-3, 5, 11P

MODERN
A9770M
—
US-3, 5

*NOTE: A70A can use both A & LA dummy interiors.


**Only stock A9370A P 12 6AL (Complete handleset only)

•ALL HANDLES ARE SOLD LESS INTERIOR PACK (YOU MUST ORDER SEPARATELY)•

TO ORDER: Specify Handle Number, Design, Finish AND Interior Number, Design and finish

NOTE: Not all dummy interiors are available in all finishes listed.

INTERIOR DESIGNS
(SOLD SEPARATELY FROM HANDLES)




INT FUNCTION
For Locking Handle
For Dummy Handle


BEVERLY
A9675B AL
A96B
US-3, 5, 26D



HUNTINGTON
A9675H AL
A96H
US-3, 5, 26, 26D
(5, 26, 26D Discontinued)



PHOENIX
A9675P AL
A96P
US-3, 5, 11P, 12, 15



TROY
A9675T AL
A96T
US-3, 5, 11P, 15, 26D

HANDLESET SPECIFICATIONS

DOOR THICKNESS: 1-3/4" to 2-1/4" for single cylinder.
1-3/4" to 2" for double cylinder.
BACKSET: Adjustable 2-3/8" to 2-3/4"
BORE: 1-1/2" x 1" for deadlock, 2-1/8" acceptable if Grade 2 not required.
2-1/8" x 1" for handle
SPACING: 5-1/2" center to center recommended
BOLT THROW: 1"
STRIKE: A5101-AH, 10046

FINISHES: **US-3^B** Bright Brass
US-5 Antique Brass, oxidized, hand relieved and highlighted
US-11P Venetian Bronze™
US-12 Tuscan Copper™
US-15 Satin Nickel
US-26^B Bright Chrome
US-26D Satin Chrome

®Brilliance Finish is standard on exterior side of locks.

©ZIPF LOCK COMPANY

234 v1
(PL-14)

HANDLE PACK CONTAINS: Handle, cylinder, rosette, keys and sex bolt.
INTERIOR PACK CONTAINS: 1 knob, 1 thumbturn for deadlock, latches and strikes.

THE WEISER LOCKS WE STOCK HAVE THE WEISER 1555 KEYWAY NOT KWIKSET

WEISER

WELCOME HOME HANDLESETS

4 locks per case.



Welcome Home SERIES®

Single Cylinder Handlesets for Levers

- ANSI A156.5, Grade 2 on wooden frames.
- 1" projection deadbolt latch with 1/4" diameter hardened steel free-turning roller.
- Residential Lifetime Mechanical warranty.
- Residential Lifetime Finish warranty.

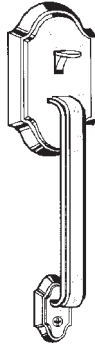
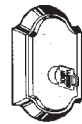
Distance from center of handle hole to bottom mounting screw:

- Augusta: 9-11/16"
- Columbia: 8-5/16"
- High Point: 7-5/16"
- Modern: 9-1/16"



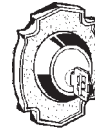
AUGUSTA
LA9770A
*A70A

US-3, 5, 11P, 12, 15



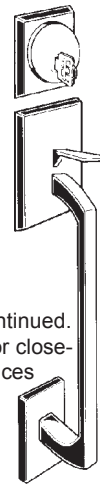
COLUMBIA
LA9770C
LA77C

US-3, 11P, 12



HIGH POINT
LA9770H
LA77H

US-3, 5, 11P



Discontinued.
Call for close-out prices

MODERN
LA9770M

US-3, 5


*NOTE: A70A can use both A & LA dummy

•ALL HANDLES ARE SOLD LESS INTERIOR PACK (YOU MUST ORDER SEPARATELY)•

TO ORDER: Specify Handle Number, Design, Finish AND Interior Number, Design and finish

NOTE: Not all dummy interiors are available in all finishes listed.

INTERIOR DESIGNS (SOLD SEPARATELY FROM HANDLES)



INT FUNCTION
For Locking Handle
For Dummy Handle

ASPEN
LA9675A AL
LA96A


US-3, 11P, 12, 15



Specify Handing

CORSAIR
LA9675C AL
LA96C

US-3, 5, 15



GALIANO
LA9675G AL

US-3



Specify Handing

VALENCIA
LA9675V AL
LA96V

US-3, 5, 15
(US-5 Discontinued)

HANDLESET SPECIFICATIONS

DOOR THICKNESS: 1-3/4" to 2-1/4"
BACKSET: Adjustable 2-3/8" to 2-3/4"
BORE: 1-1/2" x 1" for deadlock, 2-1/8" acceptable if Grade 2 not required.
 2-1/8" x 1" for handle
SPACING: 5-1/2" center to center recommended
BOLT THROW: 1"
STRIKE: A5101-AH, 10046

FINISHES: **US-3^B** Bright Brass
US-5 Antique Brass, oxidized, hand relieved and highlighted
US-11P Venetian Bronze™
US-12 Tuscan Copper™
US-15 Satin Nickel
US-26^B Bright Chrome
US-26D Satin Chrome

^BBrilliance Finish is standard on exterior side of locks.

©ZIPF LOCK COMPANY

HANDLE PACK CONTAINS: Handle, cylinder, rosette, keys and sex bolt.

INTERIOR PACK CONTAINS: 1 knob, 1 thumbturn for deadlock, latches and strikes.

235 v1
(PL-14)

WEISER

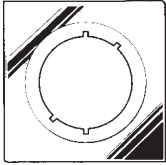
DECORATIVE TRIMS

For A, DA, LA Series

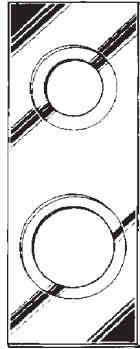
- Residential Lifetime Finish warranty.

Welcome Home SERIES®

Hole centers are 4" apart.



WE-DH1629 3
3-3/4" Square
US-3



WE-DH11090-1 3
Top Hole: 1-1/2"
Bott. Hole: 2-1/8"
US-3

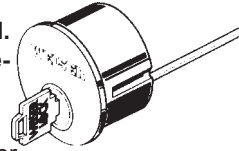
Discontinued.
Call for close-out prices.

WEISER LOCK™

CYLINDERS & KEY BLANK

Discontinued.
Call for close-out prices.

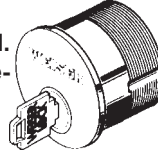
951 US-3
Rim Cylinder



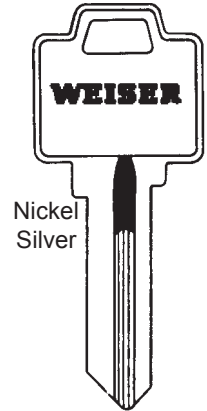
US-3 Bright Brass

Discontinued.
Call for close-out prices.

986 US-3
1-1/4" length
Mortise Cylinder



WE-9159
Emergency
Key



Nickel
Silver

KB1555-N

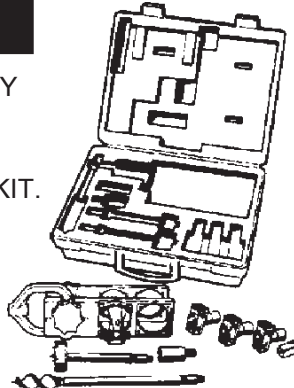
INSTALLATION KIT

SPECIAL ORDER ONLY

WE-1283


INSTALLATION TOOL KIT.

Guided boring jig for 2-1/8" hole at 2-3/8", 2-3/4" and 5" backsets. 1" diameter latch hole. NOT FOR METAL DOORS. Does not include 1-1/2" guide plate.



Includes:

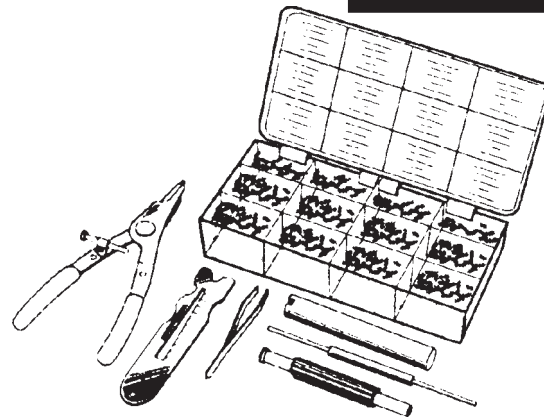
- WE-1482** 2-1/8" multi-spur bit.
- 1483 1" auger bit.
- 1599 Marking tool 2-1/4" x 1" and strike locator.
- 1963 Guided boring jig.
- A8925 Marking tool: 2-1/4" x 1-1/8".
- A8930 Strike marking tool: 2-3/4" x 1-1/8".



WE-1482
2-1/8" multi-spur bit.

1459 1-1/2" mulit-spur bit
available by special order.

KEYING KITS



WE-1418 Keying Kit with Tools (Pictured)

Contents: Keying Tools, Top pins, Bottom pins, Pin tumbler springs, Instructions.

WE-1419 Cylinder Master Wafer Kit (For masterkeying)

Contents: Top pin, Master wafers.

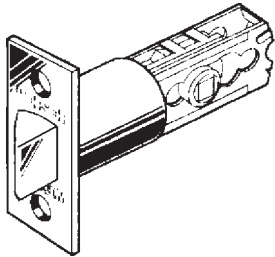


WE-1029

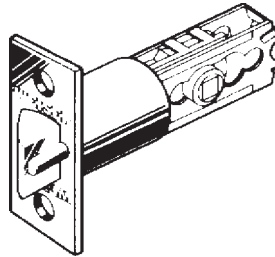
Weiser Cylinder Cap Tool
(Also for Kwikset's Powerbolt)

WEISER

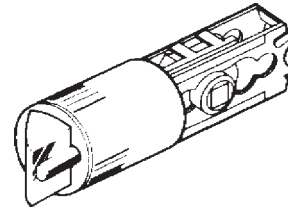
LATCHES



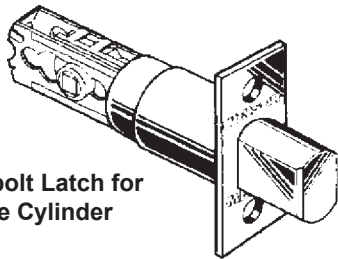
**Interior Function Spring Latch
For A, AC, LA Series &
Handleset (lower section).**



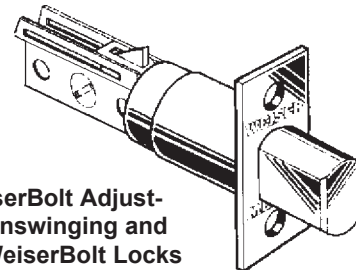
**Deadlocking Latch for A, AC,
LA (not lever by lever) Series
Front/Back Locksets.**



**Deadlocking Latch for A, AC,
LA (not lever by lever) Series
Front/Back Locksets.**



**Adjustable Deadbolt Latch for
Single and Double Cylinder
Deadbolt Locks**



**DA Series WeiserBolt Adjust-
able Latch for Inswinging and
Outswinging WeiserBolt Locks**

WEISER	2-3/8" Square Face	2-3/8" D.I.	2-3/4" Square Face	2-3/4" D.I.
CS Combo Deadlatch(AL)	ZL-533 (A52560)		ZL-533 (A52560)	
A, AC, LA Latch (AL)	ZL-430 (A52460)	ZL-431 (A50469)	ZL-430 (A52460)	ZL-431 (A50469)
A, AC, LA Latch (RCAL)	ZL-430RC (A52461)		ZL-430RC (A52461)	
A, AC, *LA Latch (6WAL)	ZL-625 (A50469 6L) 6-Way - includes drive-in latch with square & radius faceplates.			
A, AC, *LA Deadlatch (AL)	ZL-432 (A52460D)	ZL-433 (A50469D)	ZL-432 (A52460D)	ZL-433 (A50469D)
A, AC, *LA Deadlatch(RCAL)	ZL-432RC (A52461D)		ZL-432RC (A52461D)	
A, AC, *LA Deadlatch(6WAL)	ZL-626 (A50469D 6L) 6-Way - includes drive-in latch with square & radius faceplates.			
AC Latch (AL) Discontinued	ZL-500 (A52860)	ZL-534 (A50869)	ZL-500 (A52860)	ZL-534 (A50869)
AC Latch(RCAL)Disc.	ZL-500RC (A52861)		ZL-500RC (A52861)	
A, AC Handleset (lower)	ZL-625 (A50469 6L) 6-Way - includes drive-in latch with square & radius faceplates.			
LA, LC Handleset (lower)	ZL-510 (A52360)		ZL-510 (A52360)	
D/DC Series (AL)	ZL-465 (A74460)	ZL-466 (A76469)	ZL-465 (A74460)	ZL-466 (A76469)
D/DC Series (RCAL)	ZL-465RC (A74461)		ZL-465RC (A74461)	
D/DC Series (6WAL)	ZL-467 (A74469 6L) 6-Way - includes drive-in latch with square & radius faceplates.			
Weiserbolt (AL)	ZL-507 (A64460)		ZL-507 (A64460)	

AL-2-3/8" to 2-3/4" square face adjustable; **RC**-round corner face; **RCAL**-round corner face adjustable backset.

6WAL - includes drive-in latch with square & radius faceplates.

***NOTE:** Latch is not for Keyed Lever by Lever.

©ZIPF LOCK COMPANY