
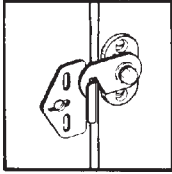


MISCELLANEOUS

Folding Door Lock



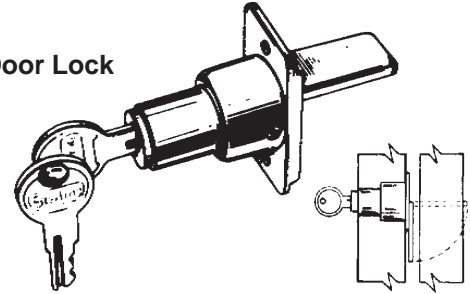
ST-1064 US-3

Positive locking action. Easy to mount. Only one 3/4" hole needed in one door. Strike is mounted on back side of opposite panel or on striking jamb. Key may be removed in either locked or unlocked position. Two keys per lock. Fits doors from 3/4" to 1-3/8" thick.

—STERLING—

Sliding Door Lock

US-3 Polished Brass
US-26D Satin Chrome



ST-1068 US-3, 26D

A truly quality wardrobe lock. Patented, positive-action design with lock cylinder geared directly to the tongue. One half turn of key locks or unlocks. Fits doors 3/4" to 1-3/4" thick. Two keys per lock.

CRASH STOP (CHAIN)

CAL-ROYAL



CR-HDCDV48 26D

Adjustable Chain Door Stop (20" to 30-1/2")
(Ives #115)




Stock No.
IV-CS115-25 26D
Length
25-1/2"
Finishes: 26D

Extra Heavy Duty Crash Stop

- Specially designed for full-size exterior doors.
- Tear resistant, grey vinyl cover.
- Heavy duty compression spring assembled to both ends of chain and end brackets.
- Packed with sheet metal screws.
- Cast Brass brackets with solid, welded steel chain.
- Meets ANSI/BHMA A156.16, L12231, (Grade 1).
- Length: 25-1/2"; For 36" wide doors;
Bracket size: 1-9/16" X 1-9/16"

DOOR BOLTS

CAL-ROYAL

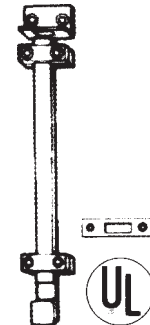


| Stock No. | Length | Finish |
|-----------|----------|---------------------------|
| CR-SB873 | 3" Bolt | US-3, 15, 15A, 26 |
| CR-SB874 | 4" Bolt | US-3, 5, 10B, 15, 15A, 26 |
| CR-SB876 | 6" Bolt | US-3, 5, 10B, 15, 15A, 26 |
| CR-SB8712 | 12" Bolt | US-3, 5, 10B, 15, 15A, 26 |

Brass Surface Bolt
(Poly Packed w/screws)

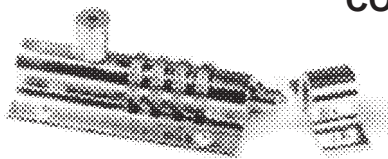
CR-ESSBUL-50

US26D
UL Listed 8" Heavy
Duty Surface Bolt.
(Ives #453)
Bolt Throw: 1-3/16"
Width: 1"
Projection: 1-5/8"



COMBI-BOLT

10,000
Possible
Combinations



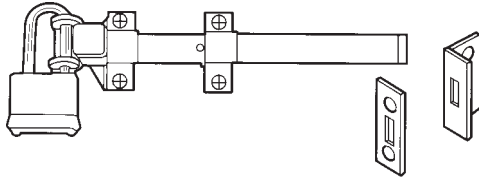
Stock No.
CB-2000 BLACK
Black finish

- Great for gates and sheds.
- 10,000 possible combinations.
- Easily set your combination anytime.
- Permanent screw mounts.
- Heavy duty solid metal bolt & construction.
- Functionality/simplicity of sliding bolt while providing additional security.
- Ideal for outdoor use, totally rustproof.
- Easy to install in variety of applications.
- Easily converts from right hand to left hand doors.

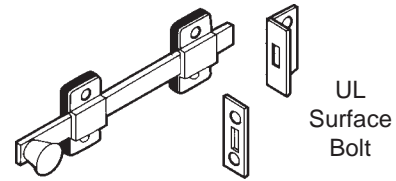
©ZIPF LOCK COMPANY

MISCELLANEOUS

DOOR BOLTS



DON-JO



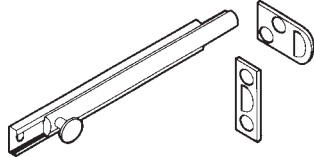
UL
Surface
Bolt

| Stock No. | Finish | Size | Throw |
|-----------|--------|------|-------|
| DJ-1582 | 630 | 8" | 1" |

- All stainless steel construction.
- Padlock not included.


| Stock No. | Finish | Size | ANSI |
|-----------|--------|------|--------|
| DJ-1580 | 626 | 8" | L84161 |

- Furnished with Rim and Mortise strikes.



| Stock No. | Finish | Size | ANSI |
|-----------|------------------------------|------|--------|
| DJ-SB-4 | 605, 613, 619, 620, 625, 626 | 4" | L04151 |
| DJ-SB-6 | 605, 613, 619, 620, 625, 626 | 6" | L04151 |

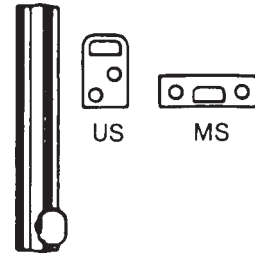
- Furnished with Rim and Mortise strikes.
- 619, 620 finishes are discontinued, Call for closeout prices.



Locking Mortise Bolt
5051-04-51x
Satin Brass

Decorative Surface Bolts

- Concealed screw design enhances appearance and security.
- Exceptional strength and durability provided by interlocking construction of heavy gauge track and rod.
- Permanent stop prevents rod disengagement from track.
- Tension spring holds bolt in desired position.
- Track assures smooth operation and interlocks with side edges of rod to eliminate marring.
- Decorative 5/8" diameter knob designed to facilitate bolt operation.
- Made from extruded brass.
- Available in 4" and 6" lengths.
- Packed with both Universal and Mortise Strikes.
- Meets design requirements of ANSI/BHMA A156.16.
- Dimensions: Throw: 7/16"; Projection: 3/4" Width: 11/16"

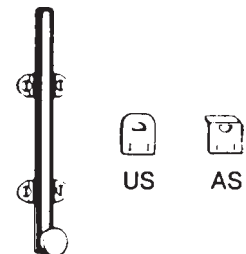


Stock No. (Specify Finish & Length)

IV-40B * 4" 4" length
*Finishes: 3, 5, 10B, 15, 15A, 26, 26D
IV-40B * 6" 6" length
*Finishes: 3, 5, 10B, 15, 15A, 26, 26D

Decorative Surface Bolts

- Features attractive 3/8" half-round rods and well-proportioned guides.
- Semi-concealed guides assure smooth operation and are positioned under the rod to eliminate marring the surface of the bolt.
- Stainless steel tension spring prevents rod disengagement from guide and provides permanent spring tension to hold bolt in desired position.
- Decorative 1/2" diameter knob designed to facilitate bolt operation.
- Made from solid brass or burnished steel.
- Available in 3", 4" and 6" lengths.
- Packed with both Universal and Angle Strikes.
- Meets design requirements of ANSI/BHMA A156.16.
- Dimensions: Throw: 3/4"; Projection: 3/4"; Half Round Rod: 3/8" Overall Width: 1-3/16".



Stock No. (Specify Finish & Length)

IV-043B 4" or 6" length - Brass
Finishes: 3, 10B, 15, 15A, 26, 26D
IV-043F 3", 4", 6" length - Steel
Finishes: 3

©ZIPF LOCK COMPANY

See page 427 for Cal Royal, Don Jo, Ives finish descriptions.

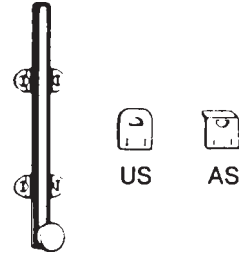
433 v1
(PL-42)

MISCELLANEOUS

DOOR BOLTS

Decorative Surface Bolts

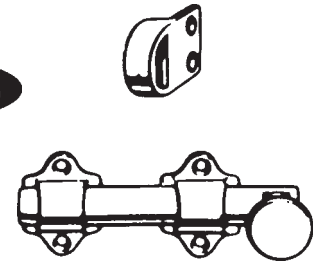
- Features attractive 1/2" half-round rods and well-proportioned guides.
- Semi-concealed guides assure smooth operation and are positioned under the rod to eliminate marring the surface of the bolt.
- Stainless steel tension spring prevents rod disengagement from guide and provides tension to hold bolt in desired position.
- Decorative **3/4" diameter knob** designed to facilitate bolt operation.
- Made from burnished steel.
- Available in 6" length.
- Packed with both Universal and Angle Strikes.
- Meets design requirements of ANSI/BHMA A156.16.
- Dimensions: Throw: 1"; Projection: 15/16"; Half Round Rod: 1/2"; Overall Width: 1-3/8".



Stock No. (Specify Finish & Length)
IV-43F3 6" 6" length - Steel
Finishes: 3

Dutch Door Bolts

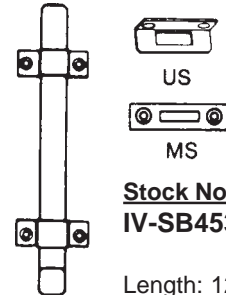
- Practical, rugged, attractive bolt for application on dutch doors as well as other areas.
- Chamfered rod end draws the two leaves of door tightly together.
- Sufficient tolerance provided in strike opening to allow for misalignment of door leaves and also prevents binding of bolt.
- Decorative 1" diameter knob designed to facilitate bolt operation.
- Made from solid brass.
- Packed with Standard Strike.
- Dimensions: Throw: 5/8"; Projection: 1-1/8"; Half Round Rod: 5/8"; Overall Width: 1-5/8"; Rod Length: 4-1/4"; Overall Length, including knob: 4-3/8"



Stock No. (Specify Finish & Length)
IV-054MB 6" length - Steel
Finishes: 3, 26D

Surface Bolt

- Surface Bolt has 1-3/16" throw for maximum security.
- Strong tension springs prevent creep.
- Ideal for all types of doors.
- Available 12" length. (8", 18" and 24" by special order)
- Unit packed with standard screws for added security.
- Unit packed with both a universal top strike (T) and a mortise bottom strike (B).
- Constructed of heavy duty steel.
- 8" and 12" Bolts are UL listed up to 3 hours when used on the inactive door of a pair up to 10' in height.
- Meets ANSI/BHMA A156.16 L84161
- Dimensions: Bar: 3/4" Wide x 1/4" Thick; Overall Width: 2-1/32"; Overall Projection: 1-5/16"
 Top Strike: 1-1/2" x 1-1/2" Angle, 3/16" Thick; Bottom Strike: 3-1/2" Long x 1-5/8" Wide x 1/8" Thick.



Stock No.
IV-SB453-12-TB 26D

Length: 12"
Finishes: 26D

Master Lock

DUAL FUNCTION DOOR SECURITY BAR

Adjusts to fit most Sliding and Hinged doors

Non-marring yoke (removable for sliding doors)
 Designed to fit most doors, simple push button adjustment.
 High strength steel tube. 20-gauge.
 Portable. Collapsible, to fit most suitcases and garment bags.
 Pivoting ball joint for full contact on floor.
 Padded foot provides sure grip on most floors.
 Lifetime Guarantee.

Stock No.
265D (White)

For Sliding Doors

For Hinged Doors

© ZIPP LOCK COMPANY

DOOR CHAINS

CAL-ROYAL

CR-DG22

US3 Solid Brass
 Chain Door Guard
 6-3/4" Chain

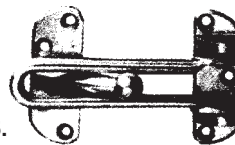


DOOR GUARDS

CAL-ROYAL

CR-BBDHG88

US3, 26D
 Zinc Diecast Swing Bar
 Door Guard with
 ball bearing
Limited supply of US-5.
Call for closeout price.



FLIP LOCK MAG-8705

For in-opening doors. Left or right hand.
 Heavy gauge steel.

