


CYLINDERS

CYLINDERS



Mortise Cylinders

Standard
Straight
Cam

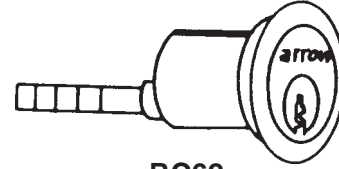


MC61 1-1/8"
US-26D
6 pin

FINISHES: US-3 Polished Brass
US26D Satin Chrome

Rim Cylinders

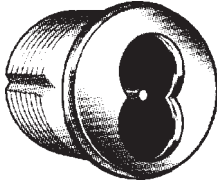
Discontinued - call for closeout prices



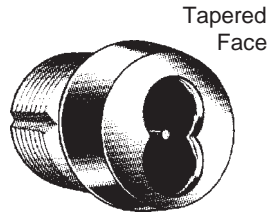
RC62
US-3, 26D
6 pin
Specify Finish

INTERCHANGEABLE CORE CYLINDERS (Less Cores)

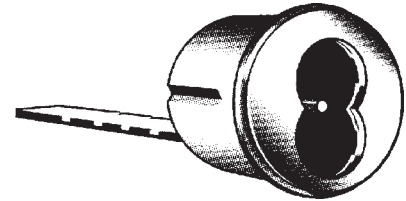
FINISHES: US-10 Satin Bronze
US-10B Oil Rubbed Bronze
US26D Satin Chrome



MORTISE CYLINDER
AR-C16CR-16 1-1/8" 6 pin
AR-C16CR-27 1-1/4" 6 or 7 pin
FINISH: US-10, 10B: w/Adams Rite Cam
US-26D: w/001 Standard Cam
1-1/8" only in US-26D



MORTISE CYLINDER
AR-C16CRT-27 1-1/4" 6 or 7 pin
w/Adams Rite Cam
FINISH: 613, US-26D



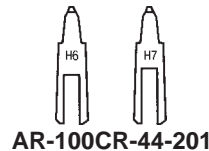
RIM CYLINDER
AR-C16RCR-16 6 pin
AR-C16RCR-27 6 or 7 pin
FINISH: US-10, 10B, 26D
10 & 10B discontinued- Call for closeout prices

See next page for I/C core parts

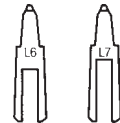
INTERCHANGEABLE CORE

TAILPIECE ASSEMBLIES

- AR-100CR-44-201*** 6/7 pin tailpiece assembly for "H" Series IC
 - AR-550CR-44-201** 6/7 pin tailpiece assembly for "MK" Series IC
 - AR-HSCR-44-201*** 6/7 pin tailpiece assembly for "Q" & "ML" Series IC
- *Will not fit 15 and 19 functions.

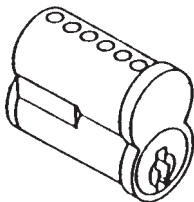


AR-550CR-44-201

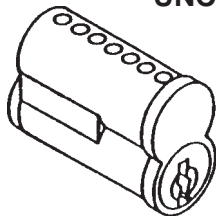


AR-HSCR-44-201

UNCOMBINED CORES



AR-C6S-UC-



AR-C7S-UC-

Stock No.	Description
AR-C6S-UC-	6 pin core
AR-C7S-UC-	7 pin core

Keyways stocked:

ARROW: 1D
BEST: AB, BB, DB, EB, FB, GB, HB, JB, KB, MB

TO ORDER CORE, SPECIFY: Stock No. + Keyway Code + Finish = AR-C7S-UC-AB 26D

See next page for I/C core parts

CYLINDERS

REPLACEMENT CYLINDER PACKS IN COMPETITIVE KEYWAYS



INTERCHANGEABLE CORE PARTS

Each pack contains:
1 brass cylinder, 2 brass key blanks-(5 pin), and Appropriate tailpiece(s)

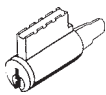
CYLINDER PACKS—

Pack No.	Description
PK96C	D60 & E60 Series, except double cyl. 1-3/8" or 1-3/4" door
PK96DC	D60 & E60 Series, double cyl. 1-3/8" or 1-3/4" door
PK100C	H, ML, MK Series, Knob or Lever Lock

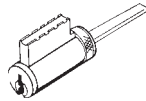
KEYWAYS: A(Arrow); CS(C keyway); ES(E keyway)
FINISHES: US-4 or US-26D

TO ORDER:

Specify Pack No. Keyway Finish
PK100C CS US-4



Cylindrical Lock Cylinder



Deadlock Cylinder



AR-001



AR-004
N Series,
Exit Devices,
Alarms



AR-18
(Adams Rite)



AR-AM2



AR-006
(Schlage)

MORTISE HOUSING PARTS

Stock No.	Description
AR-3-48 X 3/16	Cam Set Screw
AR-C16CR-122	Washer
AR-C16CR-121A	Adaptor Assembly - 7 pin


TWIN/6000 SERIES TWIN EXCLUSIVE SERIES CYLINDERS



"DELTA/TE KEYWAYS"

FINISHES:

605	Bright Brass
606	Satin Brass
624	Dark Oxidized
625	Bright Chrome
626	Satin Chrome

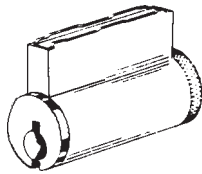


MORTISE CYLINDER

NEW

Twin 6000 ITEM	Twin Exclusive ITEM	CAM	LENGTH	FINISH
6551-1	E6551-1	Adams Rite, Narrow	1-1/8"	605, 624, 625, 626
6552-5	E6552-5	Standard Yale	1-1/4"	605, 624, 625, 626

• All sub-assembled, no sidebar(SNS)



KEY-IN-KNOB CYLINDER

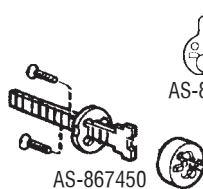
NEW

Twin 6000 ITEM	Twin Exclusive ITEM	MAKE	FOR USE WITH TYPE:	FINISH
65611	E65611	Schlage	Standard & Heavy Duty 6 pin	606, 624, 626
65631	E65631	Yale	Standard & Heavy Duty 6 pin	606, 624, 626
65652	E65652	Russwin/Corbin	Standard Duty New Style	606, 626
65672	E65672	Sargent	Heavy Duty 7, 8 & 9 Lines	606, 626
65673	E65673	Sargent	Standard Duty 6 Line	606, 626
65691	E65691	Arrow	Standard & Heavy Duty 6 pin	606, 626

For more information on ASSA, See previous page.
Available in more restricted keyways. Call for details.

Cams & Tailpieces

AS-867445	#1 Adams Rite Cam
AS-867446	#3 Corbin Clover Leaf Cam
AS-867447	#4 Corbin Bever Tail Cam
AS-867452	#2 Sargent Cam
AS-867453	#6 Schlage "L" Cam
AS-867450	Horizontal & Vertical Rim Tailpiece Kit
AS-872610	#5 Yale/Standard Cam



Screws

AS-867090	Phillips Screw For Cam
AS-868138	Slotted Screw For Rim Tailpiece
AS-900209	Kit, includes plate and 2 screws

©ZIPF LOCK COMPANY

CYLINDERS



Replacement Cylinders

AJ-PTC 12

For American Series 700, Series 1000 and Series 5000 padlocks with protective cover plate. Keyed Alike Numbers Stocked: 22327, 22337, 22347, 43737, 78378.

AJ-PTC 14

6 Pin Cylinder for Series 700, 1000 & 5000. Keyed Alike Numbers Stocked: 52438, 85462.

AJ-HTC 2

For American Tumbler Padlocks Series 7000, KA or KD only. Keyable to ACE, ACEII, Gem Cylinders. Keyed Alike Numbers Stocked: 01034, 01152, 01274.

AJ-BTC 1 KA

For American Blade Tumbler Padlocks available Keyed Alike only (with 2 keys). Keyed Alike Numbers Stocked: D219, D221, D312, D376, D379, D640, E102, E445.

AJ-BTC 1U

For American Blade Tumbler Padlocks Uncoded Cylinders only (less keys).



CYLINDER PLUGS

FOR RE-CK4200 SERIES (6 pin)

488K98- * - **

*Keyway Options: 59A1, 60, 6L4, 981

**Finishes: 605, 626

FOR RE-CK4400 SERIES (6 pin) not CK4429

574K05- * - **

*Keyway Options: 59A1, 60, 6D1, 6L4, 981

**Finishes: 605, 626

FOR RE-CL3400, 3600, 3800 SERIES (6 pin) not CL3429, CL3629.

585K24- * - **

*Keyway Options: 59A1, 60, 6L4, 981

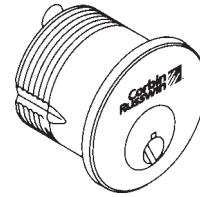
**Finishes: 605, 626

NOTE: Many Corbin-Russwin cylinders are being phased out. Call for closeout prices. See pages 283-287 for Ilco cylinders with Corbin-Russwin keyways.



CT-1

For L66 & L77 locks



1" MORTISE (5 pin)

1000-100- * -626

*Keyway Options: 5D1, 5L4, 852, 981

1-1/8" MORTISE (6 pin)

1000-118- * - **

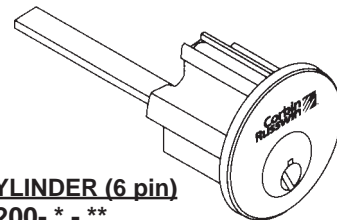
*Keyway Options: 6L4, 6D1, 852, 981

**Finishes: 605, 612, 613, 626

TO ORDER, Specify:

Cylinder No.	Keyway	Finish
1000-100	5D1	626

=
1000-100-5D1-626



RIM CYLINDER (6 pin)

3000-200- * - **

*Keyway Options: 6L4, 6D1, 852, 981

**Finishes: 605, 626 (6L4 also 612, 613)

852 keyway available in 605 only

TO ORDER, Specify:

Cylinder No.	Keyway	Finish
3000-200	6L4	626

=
3000-200-6L4-626

CYLINDERS



REPLACEMENT CYLINDERS

<u>For:</u>	<u>Stock No.</u>
740 (Hancock) Entry Locksets	KW-15872
740 (Abbey) Entry Locksets	KW-7750A
740 (Circa) Entry Locksets	KW-15874
780 Single Cylinder Deadbolt	KW-87765
785 Double Cylinder Deadbolt (Interior)	KW-87767
785 Double Cylinder Deadbolt (Exterior)	KW-87766

Specify finish: US-3 or 26D (some also LO3, 5, 15A)

KNOB CYLINDER COVERS

<u>For:</u>	<u>Stock No.</u>
Abbey Design	KW-8501-11
Circa Design	KW-8501-15
Cortez, Roman, Hancock Design	KW-8501-01*
780 Single Cylinder Deadbolt	KW-81327
785 Double Cylinder Deadbolt	KW-81328

Specify finish: US-3 , 5, 26D (*also US-LO3)

KNOB CYLINDERS WITH OPTIONAL KEYWAYS

<u>For:</u>	<u>Stock No.</u>
Schlage Keyway	KW-8497-75
Master Keyway	KW-8497-77
Weslock Keyway	KW-8497-78
Weiser Keyway	KW-8497-76

Specify finish: US-3 or 26D

LEVERS & LAUREL KNOB CYLINDERS WITH OPTIONAL KEYWAYS (Special order)

<u>For:</u>	<u>Stock No.</u>
Schlage Keyway	KW-81355
Weiser Keyway	KW-81354

Specify finish: US-3 or 26D

DEADBOLT CYLINDERS WITH OPTIONAL KEYWAYS

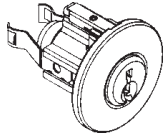
<u>For:</u>	<u>Stock No.</u>
Schlage Keyway	KW-8486-75
Weiser Keyway	KW-8486-76
Master Keyway	KW-8486-77
Weslock Keyway	KW-8486-78

Specify finish: US-3 or 26D

REKEYING TOOLS

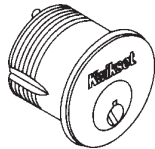
<u>For:</u>	<u>Stock No.</u>
Schlage Keyway	KW-8485-75
Weiser Keyway	KW-8485-76
Master Keyway	*KW-8485-77
Weslock Keyway	*KW-8485-78

*Being Discontinued



KW-1850 US-3, 5, 26D
Replacement cylinder for Kwikset 400 Series Knob Locks. (Not Eclipse or Polo)

361 US-3
1-1/4" length keyed replacement mortise cylinder.



CYLINDERS

STANDARD CYLINDERS

SCHLAGE



See pages 277-282 for Primus and Everest-Primus Cylinders

Reduce Cylinder Inventory—

Multiple tailpiece cylinders allow high inventory flexibility with low investment. Included with each cylinder are tailpieces to suit these locks:

A Series (all designs)

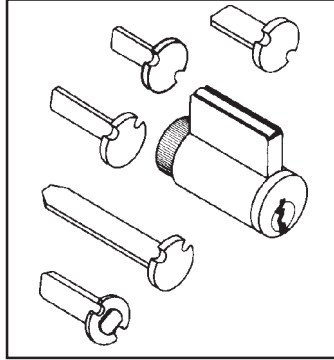
AL Series

D Series Knobs

D Series Levers

ND Series Levers*

H Series (all designs)



All cylinders are furnished 0-bitted.

All cylinders are furnished with 2 key blanks.

*40-100- Rolling change: Tailpiece for the **New** ND Series Lever is being added by the factory.

MULTIPLE TAILPIECE KNOB CYLINDERS

<u>Stock No.</u>	<u>Description</u>
40-100-C	Classic C Keyway
40-100-C123	Everest C123 Keyway
40-100-C145	Everest C145 Keyway
40-100-E	Classic E Keyway
40-100-F	Classic F Keyway

FINISHES: **606** Satin Brass

626 Satin Chrome

TO ORDER: Specify Stock No. and Finish.

SCHLAGE KNOB CYLINDERS FOR USE IN OTHER MANUFACTURERS' LOCKS

For Corbin/Ruswin Locks
CK4200 and UT5200 Series
CL3400 and CL3600 Series

Stock No.
24-127-x
24-139-x

For Yale Locks
5300, 5400, 6200 Series Knobs
5300LN, 5400LN Levers

Stock No.
24-123-x
24-147-x

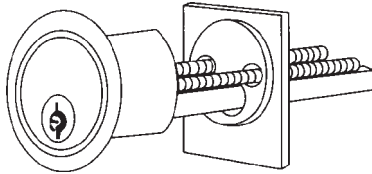
For Sargent Locks
7L, 8L, 10 Line Levers
7, 8, 9 Line Knobs
6 Line-except B Knob

Stock No.
24-119-x
24-120-x
24-126-x

x = Keyway: C or E.

FINISHES: **606** Satin Brass
626 Satin Chrome

TO ORDER: Specify Stock No., Keyway and Finish.

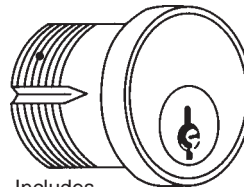


RIM CYLINDERS

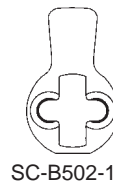
<u>Stock No.</u>	<u>Finish</u>
20-022-C	605, 612, 613, 626
20-022-C123	605, 613, 626
20-022-C145	605, 613, 626
20-022-E	605, 613, 626
20-022-F	605, 626

FINISHES: **605** Bright Brass
612 Satin Bronze
613 Oil Rubbed Bronze
626 Satin Chrome

TO ORDER: Specify Stock No. and Finish.



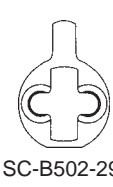
Includes
Compression
Ring and Spring



SC-B502-191



SC-L583-254



SC-B502-292

MORTISE CYLINDERS

<u>Stock No.</u>	<u>Length</u>	<u>Finish</u>	<u>Standard Cam</u>
20-001-x	1-1/8"	605, 612, 613, 626	SC-B502-191
20-001-x	1-1/4"	605, 626	SC-B502-191
20-013-x	1-1/8"	613, 626	SC-B502-292
30-001-x	1-1/8"	626	SC-L583-254
30-001-x	1-1/4"	626	SC-L583-254

20-013 includes B220-050 set screw pack for Adams Rite.

x = Keyway: C, C123, C145, E, or F.

FINISHES: **605** Bright Brass **613** Oil Rubbed Bronze
612 Satin Bronze **626** Satin Chrome

TO ORDER: Specify Stock No., Keyway, Finish and Length.

Rim & Mortise cylinders with the C123 & C145 keyway are 0-bitted

©ZIPF LOCK COMPANY

CYLINDERS

STANDARD CYLINDERS

S & S200 SERIES LEVERS

Requires sleeve SC-S605-192

For S Series

21-028-x

Finish
606

x = Keyway: C, C123, C145, or E

BC100 SERIES - 6 PIN

Trim rings and driver bars not included

For BC100 Series

22-002-C123

Finish
606, 626

22-002-C145

606, 626

B660 SERIES - 6 PIN

For B660 (Fits 1-3/8" to 2-1/2" doors)

22-644-C123

Finish
606, 626

22-644-C145

606, 626

For B662 (Fits 1-3/8" to 2" doors)

22-645-C123

Finish
606, 626

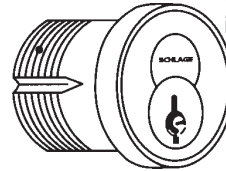
22-645-C145

606, 626

For C, E, F keyways order 40-100- cylinder (page 275) and appropriate tailpiece (page 203)

SCHLAGE

SMALL FORMAT (BEST® STYLE) INTERCHANGEABLE CORE HOUSINGS (SFIC)



Core not included.



Cam on 80-103 (K510-711)



Cam on 80-102 (K510-730)

1-3/8" Length

80-102 Straight Cam
80-103 A/R MS Cam

Stock No.

Description

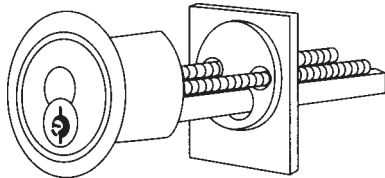
80-102-626 Mortise Cylinder Housing-Less Core.
80-103-626 Mortise Cylinder Housing-Less Core.
80-129-626 Rim Cylinder-Less Core (Not Pictured)

Need Best® Style cores?? Just let us know.

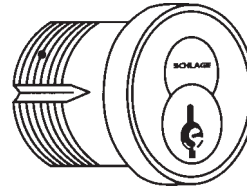
Need your I/C cores keyed?? Just let us know when ordering.

FULL SIZE INTERCHANGEABLE CORE CYLINDERS

Includes Core.



Includes: Compression Ring, Spring and 3/8" Blocking Ring.



RIM CYLINDERS

With Core—

Stock No.

Finish

*20-057-x 606, 613, 626

*Made up from 20-079 & 23-030.

x = Keyway-see cores below right.

Less core—

Stock No.

Finish

20-079 606, 613, 626

FINISHES: 606 Satin Brass
613 Oil Rubbed Bronze (Housing only)
626 Satin Chrome

TO ORDER: Specify Stock No. and Finish.

MORTISE CYLINDERS

Stock No.

Length

Finish

Core

Standard Cam

26-094 1-1/2" 606, 613, 626 Less Core SC-K510-730
*20-061-x 1-1/2" 606, 613, 626 With Core SC-K510-730

*Made up from 26-094 & 23-030, x = Keyway-see below.

FINISHES: 606 Satin Brass
613 Oil Rubbed Bronze (Housing only)
626 Satin Chrome

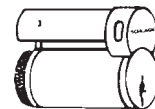
TO ORDER: Specify Stock No., Keyway, Finish and Length.

INTERCHANGEABLE CORES

Stock No.

Finish

23-030-C 606, 626
23-030-C123 606, 626
23-030-C145 606, 626
23-030-E 606, 626



FINISHES: 606 Satin Brass
626 Satin Chrome

TO ORDER: Specify Stock No. and Finish.

SEE PAGE 197 FOR INTERCHANGEABLE CORE CONTROL KEY BLANKS

ALL Interchangeable cores are stocked 1-bitted.

CYLINDERS

LEVEL 1 - CLASSIC

Primus Security Cylinders

SCHLAGE

"Controlled Access" 20-700 Series. (20-500 High Security UL Listed—Factory order only)

<u>A-AL-D-ND-H Series - 6 Pin</u>	<u>C Keyway-1001</u>	<u>E Keyway-1006</u>	<u>Finish</u>
Multiple Tailpiece Cylinder(5 tailpieces)	SP-40-700-CP	SP-40-700-EP	606, 626
*A Series - 6 Pin	C Keyway-1001	E Keyway-1006	Finish
For Georgian, Plymouth, Tulip	SP-20-724-CP	SP-20-724-EP	606, 626
For Orbit	SP-20-724-122-CP	SP-20-724-122-EP	606, 626
*AL Series - 6 Pin	C Keyway-1001	E Keyway-1006	Finish
All Designs	SP-20-728-CP	SP-20-728-EP	606, 626
BC100 & B660 Series - 6 Pin	C Keyway-1001	E Keyway-1006	Finish
<i>Trim rings and driver bars not included</i>			
For BC100 Series	SP-20-729-CP	SP-20-729-EP	606, 626
For B660 (Fits 1-3/8" to 2-1/2" doors)	SP-20-744-CP	SP-20-744-EP	606, 626
For B662 (Fits 1-3/8" to 2" doors)	SP-20-745-CP	SP-20-745-EP	606, 626
*D Series - 6 Pin	C Keyway-1001	E Keyway-1006	Finish
For Knobs	SP-20-748-CP	SP-20-748-EP	606, 626
For Knobs, 2" to 2-1/2" doors	SP-20-724-CP	SP-20-724-EP	606, 626
For Levers "D"	SP-20-750-CP	SP-20-750-EP	606, 626
For Levers "ND"	SP-20-765-CP	SP-20-765-EP	606, 626
L Series Lockout-Outside Cylinder	C Keyway-1001	E Keyway-1006	Finish
1-1/8" length, no ring, for L9060	SP-20-715-CP	SP-20-715-EP	626
Mortise Cylinders - 6 Pin	C Keyway-1001	E Keyway-1006	Finish
A/R Cam, with 3/8" blocking ring and B220-050 set screw pack	SP-20-706-CP-118	—	613, 626
1-1/8" length			
Straight Cam, full face w/compression ring			
1-1/8" length	SP-20-700-CP-118	SP-20-700-EP-118	605, 612, 613, 626
1-1/4" length	SP-20-700-CP-114	SP-20-700-EP-114	605, 612, 613, 626
Rim Cylinder	C Keyway-1001	E Keyway-1006	
With Horizontal Bar (changeable)	SP-20-710-CP	SP-20-710-EP	605, 612, 613, 626
Key Blanks	C Keyway-1001	E Keyway-1006	
Primus Key Blank(side mill only)	SP-35-157-CP	SP-35-157-EP	Minimum of 10 blanks.
I. D. Cards	C Keyway-1001	E Keyway-1006	
Level One	SP-40-061-CP	SP-40-061-EP	
	Minimum of 5 cards.		

Cams pictured smaller than actual size.



Cam used on
20-700 cylinder
20-715 cylinder
SP-B502-948



Cam used on
20-706 cylinder
SP-B502-944

Need a cylinder not listed?? Just give us a call.

To Order, Specify: Catalog Number Keyway Number Finish

Ex: SP-20-724-CP 1001 606 = SP-20-724-CP 1001 606

1001 keyway tells us that you want Primus Level 1 "C" keyway.

278

(PL-21)

**To be replaced by SP-40-700 Multiple Tailpiece cylinders*

CYLINDERS

LEVEL 1 PLUS - CLASSIC

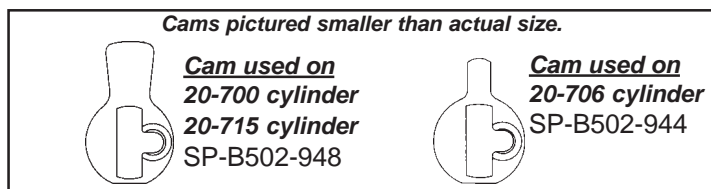
Primus Security Cylinders

SCHLAGE

"Controlled Access" 20-700 Series. (20-500 High Security UL Listed—Factory order only)

<u>A-AL-D-ND-H Series - 6 Pin</u>	<u>C Keyway-1313</u>	<u>E Keyway-1318</u>	<u>Finish</u>
Multiple Tailpiece Cylinder(5 tailpieces)	SP-40-700-CP	SP-40-700-EP	606, 626
*A Series - 6 Pin	<u>C Keyway-1313</u>	<u>E Keyway-1318</u>	<u>Finish</u>
For Georgian, Plymouth, Tulip	SP-20-724-CP	SP-20-724-EP	606, 626
For Orbit	SP-20-724-122-CP	SP-20-724-122-EP	606, 626
*AL Series - 6 Pin	<u>C Keyway-1313</u>	<u>E Keyway-1318</u>	<u>Finish</u>
All Designs	SP-20-728-CP	SP-20-728-EP	606, 626
BC100 & B660 Series - 6 Pin	<u>C Keyway-1313</u>	<u>E Keyway-1318</u>	<u>Finish</u>
<i>Trim rings and driver bars not included</i>			
For BC100 Series	SP-20-729-CP	SP-20-729-EP	606, 626
For B660 (Fits 1-3/8" to 2-1/2" doors)	SP-20-744-CP	SP-20-744-EP	606, 626
For B662 (Fits 1-3/8" to 2" doors)	SP-20-745-CP	SP-20-745-EP	606, 626
*D Series - 6 Pin	<u>C Keyway-1313</u>	<u>E Keyway-1318</u>	<u>Finish</u>
For Knobs	SP-20-748-CP	SP-20-748-EP	606, 626
For Knobs, 2" to 2-1/2" doors	SP-20-724-CP	SP-20-724-EP	606, 626
For Levers "D"	SP-20-750-CP	SP-20-750-EP	606, 626
For Levers "ND"	SP-20-765-CP	SP-20-765-EP	606, 626
L Series Lockout-Outside Cylinder	<u>C Keyway-1313</u>	<u>E Keyway-1318</u>	<u>Finish</u>
1-1/8" length, no ring, for L9060	SP-20-715-CP	SP-20-715-EP	626
Mortise Cylinders - 6 Pin	<u>C Keyway-1313</u>	<u>E Keyway-1318</u>	<u>Finish</u>
A/R Cam, with 3/8" blocking ring and B220-050 set screw pack	SP-20-706-CP-118	—	613, 626
1-1/8" length			
Standard Cam, full face w/compression ring			
1-1/8" length	SP-20-700-CP-118	SP-20-700-EP-118	605, 612, 613, 626
1-1/4" length	SP-20-700-CP-114	SP-20-700-EP-114	605, 612, 613, 626
Rim Cylinder	<u>C Keyway-1313</u>	<u>E Keyway-1318</u>	
With Horizontal Bar (changeable)	SP-20-710-CP	SP-20-710-EP	605, 612, 613, 626
Key Blanks*	<u>C Keyway-1313</u>	<u>E Keyway-1318</u>	
Primus Key Blanks (side mill only)	SP-35-157-CP	SP-35-157-EP	Minimum of 50 blanks.
I. D. Cards*	<u>C Keyway-1313</u>	<u>E Keyway-1318</u>	
Level One Plus	SP-40-065-CP	SP-40-065-EP	Order in Multiples of 50.

*Key blanks and ID cards are special ordered from the factory and shipped to our customer.



See next page for Primus Level 1 Plus Interchangeable Core, Padlocks and Primus cylinders for Corbin/Russwin, Sargent and Yale locks.

To Order, Specify: Catalog Number Keyway Number Finish

Ex: SP-20-724-CP 1313 606 = SP-20-724-CP 1313 606

1313 keyway tells us that you want Primus Level 1 PLUS "C" keyway.

©ZIPP LOCK COMPANY

*To be replaced by SP-40-700 Multiple Tailpiece cylinders

CYLINDERS

LEVEL I PLUS (Con't)

Primus Security Cylinders

SCHLAGE

For Corbin/Russwin Locks

CK4200 and UT5200 Series
CL3400 and CL3600 Series

C Keyway-1313

SP-20-727-CP
SP-20-739-CP

E Keyway-1318*

SP-20-727-EP
SP-20-739-EP

Finish

626
626

For Sargent Locks

7L, 8L, 10 Line Levers
7, 8, 9 Line Knobs
6 Line (except B knob)

C Keyway-1313

SP-20-719-CP
SP-20-720-CP
SP-20-726-CP

E Keyway-1318*

SP-20-719-EP
SP-20-720-EP
SP-20-726-EP

Finish

626
626
626

For Yale Locks

5300, 5400, 6200 Series Knobs
5300LN, 5400LN Levers

C Keyway-1313

SP-20-723-CP
SP-20-747-CP

E Keyway-1318*

SP-20-723-EP
SP-20-747-EP

Finish

626
626

*E Keyway special order only.

Need the above cylinders in Level 1?? Just let us know, we can convert cylinders to level 1.

LEVEL I PLUS INTERCHANGEABLE CORE

"Controlled Access" 20-700 Series. (20-500 High Security UL Listed—Factory order only)

All Series

6 Pin Core only

C Keyway-1313

SP-20-740-CP

E Keyway-1318

SP-20-740-EP

Finish

606, 626

Mortise Cylinder w/core

Standard Cam, compression ring & spring
6 Pin unit, 1-1/2" length

C Keyway-1313

SP-20-763-CP

E Keyway-1318

SP-20-763-EP

Finish

605, 626

Rim Cylinder - Standard Rim w/core

With cylinder collar

C Keyway-1313

SP-20-757-CP

E Keyway-1318

SP-20-757-EP

Finish

605, 626

Padlock - (2" wide body) w/core

Shackle: 3/8" Dia.; 2" Vert.; 3/4" Hor.

C Keyway-1313

PL4742CP+

E Keyway-1318

PL4742EP+

Finish

452 Satin Brass

Key Blanks*

Primus Key Blanks (side mill only)
Primus Control Key (standard bow)
Primus Control Key (embossed 1 side)

C Keyway-1313

SP-35-157-CP
SP-35-158-CP
SP-35-052-CP

E Keyway-1318

SP-35-157-EP
SP-35-158-EP
SP-35-052-EP

Minimum of 50 blanks.
Minimum of 50 blanks.
Minimum of 50 blanks.

I. D. Cards*

Level One Plus

C Keyway-1313

SP-40-065-CP

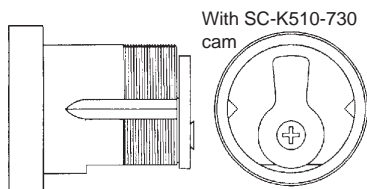
E Keyway-1318

SP-40-065-EP

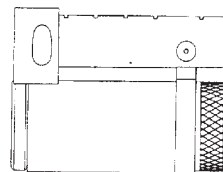
Order in Multiples of 50.

*Key blanks and ID cards are special ordered from the factory and shipped direct to our customers..

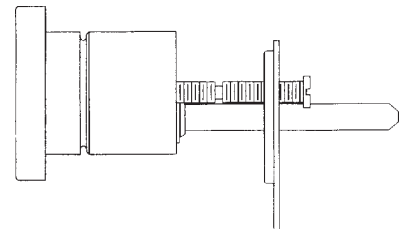
NOTE: Primus interchangeable cores require the use of a "universal" driver that will accept either standard or Primus cores. Existing locks may require changing the driver to accept Primus cores.



SP-20-763-XX (xx = keyway)
Mortise Cylinder: 1-1/2" long.
No blocking ring.



SP-20-740-XX (xx = keyway)
Core only.



SP-20-757-XX (xx = keyway)
Rim Cylinder.

To Order, Specify: Catalog Number Keyway Number Finish

Ex: SP-20-727-CP 1313 606 = SP-20-727-CP 1313 606

1313 keyway tells us that you want Primus Level 1 PLUS "C" keyway.

©ZIPF LOCK COMPANY

280

(PL-21)

CYLINDERS

LEVEL 7 - EVEREST PRIMUS

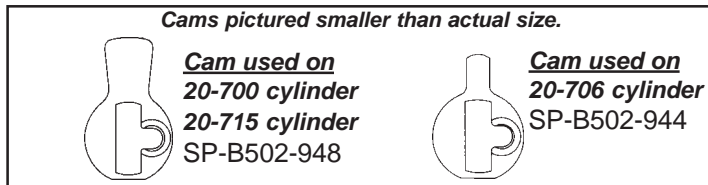
EVEREST

SCHLAGE

"Controlled Access" 20-700 Series. (20-500 High Security UL Listed—Factory order only)

	<u>C123 Keyway</u>	<u>C145 Keyway</u>	<u>Finish</u>
A-AL-D-ND-H Series - 6 Pin Multiple Tailpiece Cylinder(5 tailpieces)	SP-40-700-C123	SP-40-700-C145	606, 626
*A Series - 6 Pin For Georgian, Plymouth, Tulip For Orbit	C123 Keyway SP-20-724-C123 SP-20-724-122-C123	C145 Keyway SP-20-724-C145 SP-20-724-122-C145	Finish 606, 626 606, 626
*AL Series - 6 Pin All Designs	C123 Keyway SP-20-728-C123	C145 Keyway SP-20-728-C145	Finish 606, 626
BC100 & B660 Series - 6 Pin <i>Trim rings and driver bars not included</i> For BC100 Series For B660 (Fits 1-3/8" to 2-1/2" doors) For B662 (Fits 1-3/8" to 2" doors)	C123 Keyway SP-20-729-C123 SP-20-744-C123 SP-20-745-C123	C145 Keyway SP-20-729-C145 SP-20-744-C145 SP-20-745-C145	Finish 606, 626 606, 626 606, 626
*D Series - 6 Pin For Knobs For Knobs, 2" to 2-1/2" doors For Levers "D" For Levers "ND"	C123 Keyway SP-20-748-C123 SP-20-724-C123 SP-20-750-C123 SP-20-765-CP	C145 Keyway SP-20-748-C145 SP-20-724-C145 SP-20-750-C145 SP-20-765-EP	Finish 606, 626 606, 626 606, 626 606, 626
L Series Lockout-Outside Cylinder w/compression ring & spring 1-1/8" length, for L9060	C123 Keyway SP-20-715-C123	C145 Keyway SP-20-715-C145	Finish 626
Mortise Cylinders - 6 Pin A/R Cam, with 3/8" blocking ring and B220-050 set screw pack 1-1/8" length Standard Cam, full face w/compression ring 1-1/8" length 1-1/4" length	C123 Keyway SP-20-706-118-C123 SP-20-700-118-C123 SP-20-700-114-C123	C145 Keyway SP-20-706-118-C145 SP-20-700-118-C145 SP-20-700-114-C145	Finish 613, 626 605, 612, 613, 626 605, 612, 613, 626
Rim Cylinder With Horizontal Bar (changeable)	C123 Keyway SP-20-710-C123	C145 Keyway SP-20-710-C145	605, 612, 613, 626
Key Blanks* Primus Key Blanks (side mill only)	C123 Keyway SP-35-004-C123	C145 Keyway SP-35-004-C145	Minimum of 50 blanks.
I. D. Cards* Level Seven	C123 Keyway SP-40-060-C123	C145 Keyway SP-40-060-C145	Order in Multiples of 50.

*Key blanks and ID cards are special ordered from the factory and shipped direct to our customers.



See next page for Everest Primus Level 7 Interchangeable Core, Padlocks and Primus cylinders for Corbin/Russwin, Sargent and Yale locks.

To Order, Specify: Catalog Number Keyway Number Finish

Ex: SP-20-724- C123 606 = SP-20-724-C123 606

©ZIPF LOCK COMPANY

*To be replaced by SP-40-700 Multiple Tailpiece cylinders

CYLINDERS

LEVEL 7 (Con't)

EVEREST

SCHLAGE

For Corbin/Russwin Locks

CK4200 and UT5200 Series
CL3400 and CL3600 Series

C123 Keyway

SP-20-727-C123
SP-20-739-C123

C145 Keyway

SP-20-727-C145
SP-20-739-C145

Finish

626
626

For Sargent Locks

7L, 8L, 10 Line Levers
7, 8, 9 Line Knobs
6 Line (except B knob)

C123 Keyway

SP-20-719-C123
SP-20-720-C123
SP-20-726-C123

C145 Keyway

SP-20-719-C145
SP-20-720-C145
SP-20-726-C145

Finish

626
626
626

For Yale Locks

5300, 5400, 6200 Series Knobs
5300LN, 5400LN Levers

C123 Keyway

SP-20-723-C123
SP-20-747-C123

C145 Keyway

SP-20-723-C145
SP-20-747-C145

Finish

626
626

LEVEL 7 FULL SIZE INTERCHANGEABLE CORE - SEE NEXT PAGE FOR SMALL FORMAT EVEREST-B

"Controlled Access" 20-700 Series. (20-500 High Security UL Listed—Factory order only)

All Series

6 Pin Core only

C123 Keyway

SP-20-740-C123

C145 Keyway

SP-20-740-C145

Finish

606, 626

Mortise Cylinder w/core

Standard Cam, compression ring & spring
6 Pin unit, 1-1/2" length

C123 Keyway

SP-20-763-C123

C145 Keyway

SP-20-763-C145

Finish

605, 613*, 626

*1313 Kwy only

Rim Cylinder - Standard Rim w/core

With cylinder collar

C123 Keyway

SP-20-757-C123

C145 Keyway

SP-20-757-C145

Finish

605, 613*, 626

Padlock - (2" wide body) w/core

Shackle: 3/8" Dia.; 2" Vert.; 3/4" Hor.

C123 Keyway

\$PL4742-C123

C145 Keyway

\$PL4742-C145

Finish

452 Satin Brass

Key Blanks*

Primus Key Blanks (side mill only)
Primus Control Key (embossed 1 side)

C123 Keyway

SP-35-004-C123
SP-35-005-C123

C145 Keyway

SP-35-004-C145
SP-35-005-C145

Minimum of 50 blanks.
Minimum of 50 blanks.

I. D. Cards*

Level 7

C123 Keyway

SP-40-060-C123

C145 Keyway

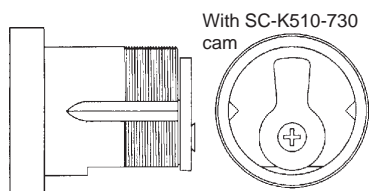
SP-40-060-C145

Order in Multiples of 50.

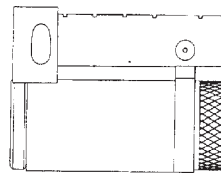
*Key blanks and ID cards are special ordered from the factory and shipped direct to our customers.

\$=Padlocks are discontinued. Call for closeout prices.

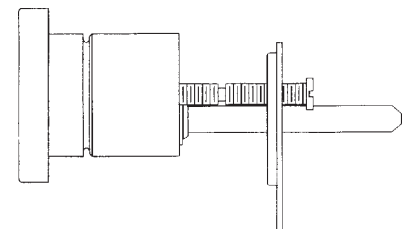
NOTE: Primus interchangeable cores require the use of a "universal" driver that will accept either standard or Primus cores. Existing locks may require changing the driver to accept Primus cores.



SP-20-763-Cxxx (xxx = keyway)
Mortise Cylinder: 1-1/2" long.
No blocking ring.



SP-20-740-Cxxx (xxx = keyway)
Core only.

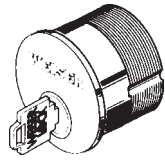


SP-20-757-Cxxx (xxx = keyway)
Rim Cylinder.

To Order, Specify: Catalog Number Keyway Number Finish

Ex: SP-20-727- C123 606 = SP-20-727-C123 606

CYLINDERS

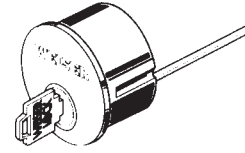


986 US-3
1-1/4" length
Mortise Cylinder

WEISER LOCK™

Discontinued by Weiser.
Call for closeout prices.

US-3 Bright Brass



951 US-3
Rim Cylinder

Yale

1109, 1152, 1801 Cylinders.


Limited supply of Yale cylinders. Call for closeout prices.

For Mortise, Rim and Knob cylinders with Yale keyways see ILCO cylinders on page 283-287


SCHLAGE REPLACEMENT PLUGS

- **15316**-For all Schlage products except mortise, cabinet and F Series.
- **15215**-For Schlage B100, B200, B400 and H Series Deadlocks.
- Exact Tolerances.
- Solid Brass.
- Made in the U.S.A.

Stock No.	Application
15215-	5 Pin
15316-	6 Pin



15215 5 Pin



15316 6 Pin

TO ORDER, SPECIFY: **STOCK NO., KEYWAY & FINISH.** (EX: 15215-SC-26D)
(Schlage C, Satin Chrome)

KEYWAY CODES: Finishes:

AA -Arrow (1179)	04, 26D
CA -Corbin 60 (1001EH)	04, 26D
KS -Kwikset (1176)	04, 26D

KEYWAY CODES: Finishes:

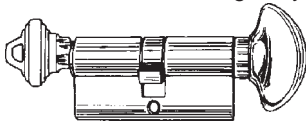
RB -Russwin D1 (1011D1)	04, 26D
SC -Schlage C (1145)	04, 26D
SE -Schlage E (1145E)	04, 26D

KEYWAY CODES: Finishes:

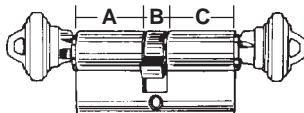
SX -Schlage C/K	04, 26D
XE -Dexter 67	04, 26D

PROFILE CYLINDERS

- Repinnable (chamber caps are set screws).
- Available in Kwikset or Schlage keyways.



Stock No.	Keyway
52225KS-04-KD	Kwikset
52225SC-04-KD	Schlage




Stock No.	Keyway
53225KS-04-KD	Kwikset
53225SC-04-KD	Schlage

Dimensions: 28mm(A) x 10mm(B) x 28mm(C)

ZINC RIM CYLINDERS

- 5 pin tumber mechanism
- Furnished with trim ring, mounting plate and screws
- Horizontal or vertical applications.
- Only available KD, KA2 or KA10 box packed.



Stock No.	Keyway
605KW-04-41	Kwikset (*composite-1st pin at .248")
605SC-04-41	Schlage (**composite-1st pin at .231")

*Can be rekeyed to OEM Kwikset, Segal, Arrow, Weiser and many others.
**Can be rekeyed to OEM Schlage sections C-K.

Specify Keying — **KD, KA2 or KA10**

©ZIPF LOCK COMPANY


CYLINDERS

REPLACEMENT CYLINDERS



BRASS RIM CYLINDERS

Precision Solid Bar Brass. 1-3/4" tailpiece can be converted to vertical applications. ILCO Look-Alike keys. Packaged with break-off screws, backplate, cylinder ring. Rekeyable to original manufacturers' systems.



TO ORDER:

Specify: **7015KS 8 - 26D**

1. Model No. _____
2. Keyway Code. _____
3. Cam Code* _____
4. Finish Code. _____

Finish Codes:

03 Bright Brass
26D Satin Chrome
46 Duracolor

* Comes with #8: 1-3/4" std tailpiece only.


KEYWAY CODES:	Finishes:
AA-Arrow (1179)	03, 26D
CA-Corbin 60 (1001EH)	03, 26D
CD-Corbin 59A1-A2	03, 26D
CE-Corbin Russwin L4	03, 26D
FA-Segal 9 (1022)	03, 26D
GA-Sargent LA (1007LA)	03, 26D
GB-Sargent LA-LC	03, 26D
GC-Sargent RA-RC	03, 26D

KEYWAY CODES:	Finishes:
KS-Kwikset (1176)	03, 26D
LA-Lockwood 1004	03, 26D
NB-Composite (HR1)	03, 26D
RA-Russwin 5981R (N1011P)	03, 26D
RB-Russwin D1 (1011D1)	03, 26D
SC-Schlage C (1145)	03, 26D, 46
SE-Schlage E (1145E)	03, 26D
SX-Schlage C/K	03, 26D, 46

KEYWAY CODES:	Finishes:
UA-Ilco X1054K	03, 26D
UE-Lori 80	26D, 46
WA-Weiser 1555	03, 26D
XE-Dexter 67	03, 26D
YA-Yale 8	03, 26D
YG-Yale GA	03, 26D

1" BRASS MORTISE CYLINDERS

Precision Solid Bar Brass. Standard diameter and thread. ILCO Look-Alike keys. Keyed to 5 pins.



TO ORDER:

Specify: **7165 KS 2 - 26D (1")**

1. Model No. _____
2. Keyway Code. _____
3. Cam Code.* _____
4. Finish Code. _____

Finish Codes:

03 Bright Brass
26D Satin Chrome
46 Duracolor

Cylinder has #2-Adams-Rite Cam.


KEYWAY CODES:	Finishes:
AA-Arrow (1179)	03, 26D
CA-Corbin 60 (1001EH)	03, 26D
CE-Corbin Russwin L4	03, 26D
FA-Segal 9 (1022)	03, 26D
GA-Sargent LA (1007LA)	03, 26D
KS-Kwikset (1176)	03, 26D

KEYWAY CODES:	Finishes:
LA-Lockwood 1004	03, 26D
NB-Composite (HR1)	03, 26D
RA-Russwin 5981R (N1011P)	03, 26D
RB-Russwin D1 (1011D1)	03, 26D
SC-Schlage C (1145)	03, 26D, 46
SE-Schlage E (1145E)	03, 26D

KEYWAY CODES:	Finishes:
SX-Schlage C/K	03, 26D, 46
UA-Ilco X1054K	03, 26D
WA-Weiser 1555	03, 26D
XE-Dexter 67	03, 26D
YA-Yale 8	03, 26D

1-1/8" BRASS MORTISE CYLINDERS

Precision Solid Bar Brass. Standard diameter and thread. ILCO Look-Alike keys. Drilled for 6 pin, keyed to 5 pins.



TO ORDER:

Specify: **7185 KS 1 - 26D (1-1/8")**

1. Model No. _____
2. Keyway Code. _____
3. Cam Code.* _____
4. Finish Code. _____

Finish Codes:

03 Bright Brass
26D Satin Chrome
46 Duracolor

Cylinder has #1-Standard cam furnished.

KEYWAY CODES:	Finishes:
AA-Arrow (1179)	03, 26D, 46
CA-Corbin 60 (1001EH)	03, 26D, 46
CD-Corbin 59A1-A2	03, 26D, 46
CE-Corbin Russwin L4	03, 26D, 46
FA-Segal 9 (1022)	03, 26D, 46
GA-Sargent LA (1007LA)	03, 26D, 46
GB-Sargent LA-LC	03, 26D, 46
GC-Sargent RA-RC	03, 26D, 46

KEYWAY CODES:	Finishes:
KS-Kwikset (1176)	03, 26D, 46
LA-Lockwood 1004	03, 26D, 46
NB-Composite (HR1)	03, 26D, 46
RA-Russwin 5981R (N1011P)	03, 26D, 46
RB-Russwin D1 (1011D1)	03, 26D, 46
SC-Schlage C (1145)	03, 26D, 46
SE-Schlage E (1145E)	03, 26D, 46
SX-Schlage C/K	03, 26D, 46

KEYWAY CODES:	Finishes:
UA-Ilco X1054K	03, 26D, 46
UE-Lori 80	26D, 46
WA-Weiser 1555	03, 26D, 46
XE-Dexter 67	03, 26D, 46
YA-Yale 8	03, 26D, 46
YG-Yale GA	03, 26D, 46

See Next Page For 1-1/4" Mortise Cylinder and more.