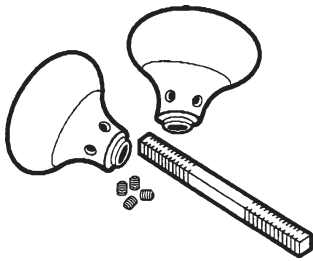


KNOBS, ROSES & SPINDLES

DON-JO

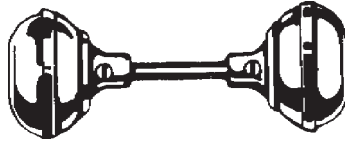


SOLID BRASS REPLACEMENT KNOB

DJ-BK225


Finishes: 605

Material: Solid Brass. Knob: 2-1/4" diameter. Includes spindle, 4 set screws and 2 knobs.




198-04-51

Replacement knobs. "Traditional Design." Visual box pack. Satin Brass.



199-03-51

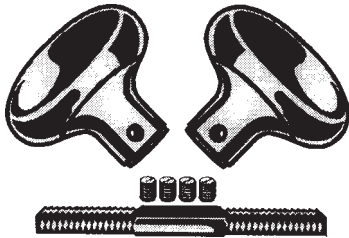
Replacement knobs. "Crystal Design." Visual box pack. Bright Brass Hardware.



197-03-51

Replacement knobs. "Colonial Design." Visual box pack. Bright Brass.


progressive —KNOBS AND KNOB SETS—



Stock No.
PG-2600

Finishes
US-3, 10, 26D

Solid Brass, 2-1/4" replacement knob set. Case hardened double set screws and supplied with 3-1/2" straight spindle. Packed one pair in display box. Standard thread is 20 TPI.




Stock No.
PG-3600

Finishes
US-26D

Heavy duty pinned knob set. This solid brass 2-1/4" knob replaces the Corbin #1419 with #32 spindle. Outside knob is pinned to spindle (choice of three positions) and inside knob is threaded 20 TPI with double set screws. Spindle has one 3/8" solid center (3/8" x 5/16" centers). Packed one pair per box.

KNOB SET

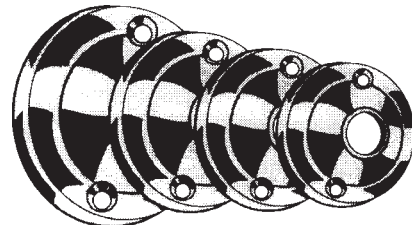


Stock No.
PG-8725

Finishes
US-3

Tubular passage set, This non-locking passage set includes one pair of 2" solid brass knobs with case hardened double set screws, solid brass roses, tubular latch (2-3/8" backset), strike and 3-1/2" straight spindle. Packed one set per box.

SOLID BRASS REPLACEMENT DOOR KNOB ROSES



Stock No.
PG-205

Finish
US-3

Description
2" Solid brass rose

PG-206

US-3

2-1/4" Solid brass rose

PG-208

US-3

3" Solid brass rose

Packaged one pair per poly bag with header for hanging.

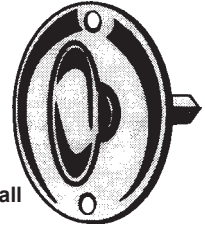

©ZIPF LOCK COMPANY

KNOBS, ROSES & SPINDLES

—SOLID BRASS OVAL/ROUND PLATE—



progressive



Stock No. PG-75 **Finish** US-3, 26D

Solid brass oval plate with bit key hole. 1-3/4" x 1-1/8" oval escutcheon. Packaged two plates per poly bag.

Stock No. PG-76 **Finish** US-3

Solid brass oval plate with thumb turn. 1-3/4" x 1-1/8" oval escutcheon. Turn piece has 3/16" square tail. Packaged one per poly bag.

\$-Discontinued. Call for closeout price

Stock No. \$PG-77 **Finish** US-3


Solid brass round plate with thumb turn. 2-1/4" round escutcheon. Turn piece has 3/16" square tail. Packaged one per poly bag.

TRIM PLATES



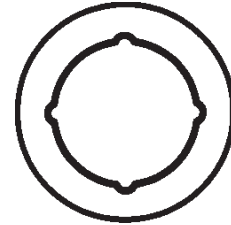
Stock No. IL-213-04-51 **Finish** Satin Brass

Wrought Steel construction. Plate measures: 7" x 2-1/4". Key to spindle hub measures: 2-1/4" (centers). 2 per package. Sold by the package.



SCAR PLATES

DON-JO



3-1/2" O.D.

Stock No. DJ-SP135 **Finish** 605, 609, 630

Scar plate used to convert 2-3/8" to 2-3/4" backset. Fits under rose of key-in-knob or deadbolt locks.

progressive SOLID BRASS MARLBOROUGH PLATE 7-1/2" x 2-1/4"



\$-Discontinued. Call for closeout price


Stock No. \$PG-4001 **Finish** US-3, 4

Knob bearing only.

KNOBS, ROSES & SPINDLES


progressive

—SOLID BRASS TRADITIONAL BROAD BEVEL PLATE— 7" x 2-1/4"



Stock No. **Finish**
PG-2000 **US-3**

Knob bearing and key slot.
Standard distance between
holes is 2-1/4"



Stock No. **Finish**
PG-2001 **US-3, 4**


Knob bearing only.



Stock No. **Finish**
\$PG-2002 **US-4, 26D**

Knob bearing and cylinder
hole. Standard distance be-
tween holes is 3-11/16" C to
C.

\$-Discontinued.
Call for closeout
price




Stock No. **Finish**
PG-2003 **US-3, 4, 26D**

Knob bearing and turn piece.
Distance between holes is
2-7/16" C to C.

FINISHES:

US-3 Polished Brass
US-4 Satin Brass
US-26D Satin Chrome

—SOLID BRASS TRADITIONAL BROAD BEVEL PLATE— 10" x 2-3/4"



Stock No. **Finish**
PG-2021 **US-3**

Knob bearing only.



Stock No. **Finish**
\$PG-2022 **US-3, 4**

Knob bearing and cylinder
hole. Standard distance be-
tween holes is 3-11/16" C to
C.

\$-Discontinued. Call for
closeout price



Stock No. **Finish**
\$PG-2024 **US-3**

Push plate with four screw
holes only.

KNOBS, ROSES & SPINDLES

progressive

—SOLID BRASS RUSSWIN-CORBIN BROAD BEVEL PLATE—

9" x 2-1/2"



FINISHES:
US-3 Polished Brass
US-4 Satin Brass

\$-Discontinued. Call for closeout price

Stock No. **Finish**
\$PG-3001 US-4
 Knob bearing only.



\$-Discontinued. Call for closeout price

Stock No. **Finish**
\$PG-3002 US-3
 Knob bearing and cylinder hole.
 Distance between holes is 3-5/8" C to C.



Stock No. **Finish**
\$PG-3003 US-3
 Knob bearing and turn piece.
 Distance between holes is 2-7/16" C to C.



Straight Spindle



Swivel Spindle



Swivel Spindle w/holes



Split Spindle

Stock No.	Spindle Type	Thickness	Length	tpi*
SP-760-11	Split Spindle	9/32"	2-5/8"	20
SP-760-14	Straight Spindle	9/32"	4-1/2"	18
SP-760-16	Swivel Spindle	9/32"	4-3/4"	18
SP-760-17	Swivel w/holes	9/32"	6"	18
SP-760-18	Split Spindle	9/32"	2-5/8"	18

*tpi - Threads per inch.

progressive

STEEL SPINDLES WITH 10-24 TAPPED HOLES

Miscellaneous Spindles - 20 TPI



PG-45-20-RTP

20 TPI swivel spindle 9/32" square x 4-3/4" long. Two 3/8" removable centers with tapped holes 10-24.



\$PG-45-20-STP

20 TPI swivel spindle 9/32" square x 4-3/4" long. Two 3/8" solid centers with tapped holes 10-24.

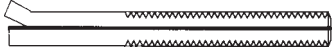
\$-Discontinued. Call for closeout price

KNOBS, ROSES & SPINDLES

progressive

SECTIONAL SPINDLES

Miscellaneous Spindles - 20 TPI



PG-46-20-2 5/8

9/32" square x 2-5/8" long. Two piece sectional spindle.

Spindles for Russwin/Corbin - 20 TPI




PG-45-20-P

9/32" square x 4-3/4" long with stop pin. Corbin #21.



PG-45-20-C

9/32" square x 4-3/4" long. 3/8" solid center one side. Corbin #22.



PG-45-20-32

9/32" square x 4-3/4" long. 3/8" solid center one side 3 pin holes one side. Corbin #32.



\$PG-44-20-4PH

9/32" square x 4-3/4" long. 3 pin holes one side. Corbin #30.

REPLACEMENT STEEL SPINDLES

Straight threaded - 20 TPI



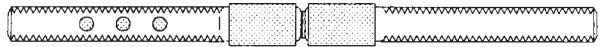
\$PG-44-20-6 9/32" square. 6" Long.

Swivel threaded - 20 TPI



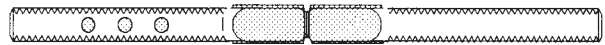
PG-45-20-P

9/32" square x 4-3/4" long. With stop pin.



\$PG-45-20-SPH

9/32" square x 4-3/4" long. Two 3/8" solid centers w/3 pin holes one side.



PG-45-20-RPH

9/32" square x 4-3/4" long. Two 3/8" removable centers w/3 pin holes one side.

\$-Discontinued. Call for closeout price

progressive

STEEL SPINDLES

Straight spindles for LOCKWOOD

\$PG-44-18-4

18 TPI. 9/32" square x 4" Long.



Swivel spindles for LOCKWOOD

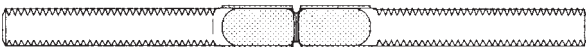
PG-45-18-S

18 TPI. 9/32" square x 4-3/4" long. Two 3/8" solid centers. Lockwood #293.



\$PG-45-18-R

18TPI. 9/32" square x 4-3/4" long. Two 3/8" removable centers.



\$-Discontinued. Call for closeout price

KNOBS, ROSES & SPINDLES

progressive STEEL SPINDLES

\$-Discontinued. Call for
closeout price

Straight spindles for SARGENT-16 TPI

\$PG-44-16-4

9/32" square x 4" Long. Sargent #1632-4.



\$PG-44-16-5

9/32" square x 5" Long. Sargent #1632-5



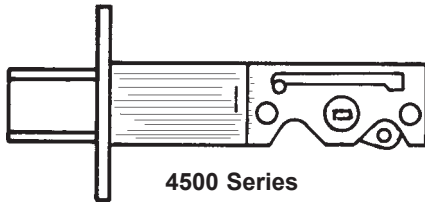
progressive Spindle cross-reference chart

STANDARD 20 TPI SPINDLES	<u>Stock No.</u>	<u>Page No.</u>	<u>Replaces:</u>
	PG-44-20-6	407	Quincy #18-6, Baldwin #0515
	PG-45-20-P	407	Ruswin/Corbin #21, Quincy #21-P, Marks #9289
	PG-45-20-SPH	407	Quincy #14
	PG-45-20-RPH	407	
	PG-45-20-C	407	Ruswin/Corbin #22, Quincy #16-1/2
	PG-45-20-32	407	Ruswin/Corbin #32, Quincy #132
	PG-44-20-4PH	407	Ruswin/Corbin #30, Quincy #130, Yale #1170
	PG-45-20-RTP	406	Quincy #24
	PG-45-20-STP	406	Quincy #17
PG-46-20-2 5/8	407	Ruswin #40, Baldwin #0527, Quincy #28, Yale #1193	
LOCKWOOD SPINDLES	<u>Stock No.</u>	<u>Page No.</u>	<u>Replaces:</u>
	PG-44-18-4	407	ILCO #760-13, Lockwood #276
	PG-45-18-S	407	Lockwood #293, Quincy #293
	PG-45-18-R	407	
SARGENT SPINDLES	<u>Stock No.</u>	<u>Page No.</u>	<u>Replaces:</u>
	PG-44-16-4	408	Sargent #1632-4, Quincy #1632-4
	PG-44-16-5	408	Sargent #1632-5, Quincy #1632-5

LATCHES

CAL-ROYAL

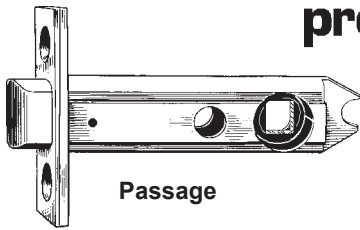
CAL-ROYAL	2-3/8" Square Face	2-3/8" D.I.	2-3/4" Square Face	2-3/4" D.I.
Barrington Latch	ZL-535 (BAS-238)		ZL-536 (BAS-234)	
Barrington Deadlatch	ZL-537 (BAD-238)		ZL-538 (BAD-234)	
Genesys Latch	ZL-539 (GNS-238)		ZL-540 (GNS-234)	
Genesys Deadlatch	ZL-541 (GND-238)		ZL-542 (GND-234)	
Pioneer Latch	ZL-535 (SLS-238)		ZL-536 (SLS-234)	
Pioneer Deadlatch	ZL-537 (SLD-238)		ZL-538 (SLD-234)	
SD-200 Deadbolt (Round Corner)	ZL-547 (SD200RCAL)	Use ZL-542	ZL-547 (SD200RCAL)	Use ZL-542



4500 Series



ILCO (LORI)	2-3/8" Square Face	2-3/8" D.I.	2-3/4" Square Face	2-3/4" D.I.
4500 Series	ZL-324 (4500-5000)	ZL-326 (4540-5014)	ZL-325 (4510-5001)	ZL-327 (4550-5001)
4500 Series 2" BS	ZL-426 (4900-5004 2" backset, must order LOR-4600 housing with latch.			



Passage

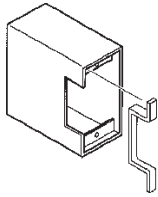
progressive

PROGRESSIVE	2-3/8" Square Face
Passage	ZL-454 (87)

STRIKES

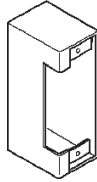


WELDABLE GATE BOXES



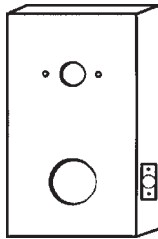
KD-K-BXES1

For installing Trine 005 and Rofu 1106 electric strikes.



KD-K-BXES2

For installing Rofu 1402, 1702 and 3402 electric strikes. Also Rutherford 7 Series.



KD-K-BXSIM

For installing Simplex/Unican 1000 Series.



Stock No.

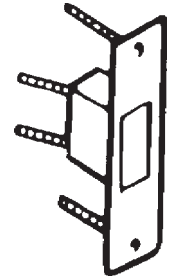
MAG-747-3

Finish

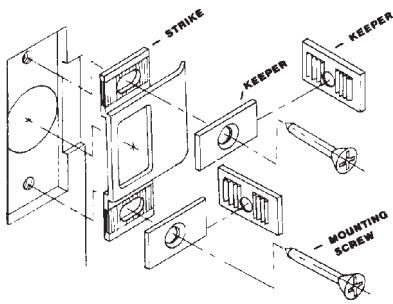
Brass

The ONLY strike to use when installing deadbolts.

- For use with any deadbolt. (Box is 1-5/8" high x 3/4" wide x 1-1/4" deep).
- Standard ASA 1-1/4" x 4-7/8".
- One piece construction.
- Secured by 4—2" long hardened screws.
- 2 screws at bottom of box are offset and installed at a 25° angle allowing screws to enter the stud closer to the center for maximum holding strength. Prevents bolts from being pushed in with punch.
- Box made of heavy 16 gauge steel.



ADJUST-A-STRIKE



This strike eliminates door rattle, bind on lock bolt, and provides for a snug fit against weather-strip for energy conservation.

Stock No.

MAG-450-B

Finish

Brass

2-3/4" x 1-1/4" Lip Strike

Stock No.

MAG-454-C

Finish

Chrome

4-7/8" x 1-1/4" Lip Strike For Metal Frame

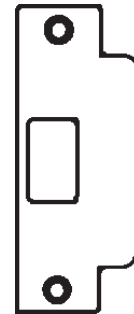
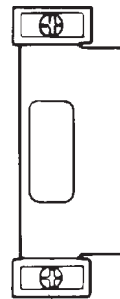
Stock No.

MAG-721-B

Finish

Brass

Large Lip Strike with 2" screws. (4-7/8" x 1-1/4").



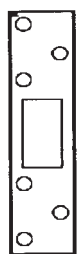
progressive

SECURITY STRIKES

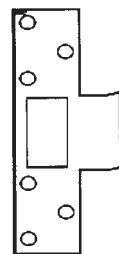
- Heavy gauge steel.
- Brass plated.
- Supplied with 1-1/2" screws.
- Individual poly bagged.



PG-9620



PG-9630



PG-9640

Stock No.

PG-9620

Size

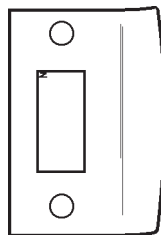
10" x 1-1/4"

PG-9630

5-7/8" x 1-1/8"

PG-9640

5-7/8" x 1-1/8"



\$PG-73

Passage Strike-Curved Lip Brass Plated

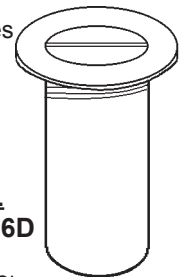
\$-Discontinued. Call for closeout prices

IVES

FLUSH BOLT STRIKE—

Dust Proof Strikes - Threshold Only

- Designed for use with the bottom bolt of the Ives extension flush bolts on non-fire rated openings. For installation in thresholds up to 1/4" thick.
- 3/4" diameter plunger accepts up to 5/8" diameter round bolts or 1/2" square bolts.
- Can be locked in up position by rotating plunger with screwdriver or coin. Eliminates trapping of spiked heels.
- Made from polished wrought brass.
- Dimensions:
Faceplate: 1-3/8" Diameter
Body: 1-61/64" Overall Depth,
Fits Hole 1-1/16" in Dia.



Stock No.

IV-DP3 26D

Finish:

26D Satin Chrome