
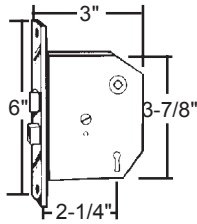



# AUXILIARY RIM LOCKS




**IL-213-04-51**  
Trim Plates.  
Finish: Satin Brass



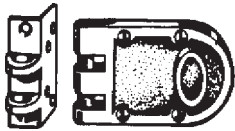
**IL-214-04-51**  
Bit Key Lock.  
Finish: Satin Brass




**IL-215-04-51**  
Bit Key Mortise Lock  
Finish: Satin Brass




**IL-220-53-41**  
Night Latch.  
Finish: Bronze Lacquer



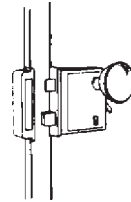
**IL-530-53-41**  
Jimmyproof Deadbolt Lock,  
Single Cylinder  
Finish: Bronze Lacquer



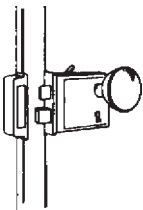
**IL-535-53-41**  
Jimmyproof Deadbolt Lock,  
Double Cylinder  
Finish: Bronze Lacquer



**IL-545-53-41**  
Surface Deadlock  
Finish: Bronze Lacquer



**IL-590-04-51**  
Rim Lockset-Vertical  
Finish: Satin Brass



**IL-591-04-51**  
Rim Lockset-Horizontal  
Finish: Satin Brass

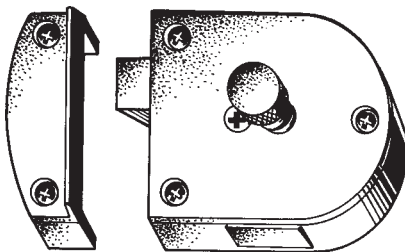
## Finishes

- 04 Satin Brass (paint)
- 53 Bronze Lacquer



## S200 SECRET GATE LATCH

Puzzling to the unwelcome!



Hidden Button

**S200-SPA** Aluminum body, sprayed aluminum finish

**S200-SPB** Aluminum body, sprayed brass finish

- Hidden button in bottom of case retracts latch for the informed.
- Exposed dummy knob frustrates the unwelcome intruder.
- For use on "bank type" office gates where minimum security is required.
- Latch is reversible.
- Supplied with strike plate, mounting screws and dummy knob.
- Approximate case size is 2" x 2-1/2".


# AUXILIARY RIM LOCKS

**Major**  
MANUFACTURING, INC.



## THE VERSATILE SURFACE MOUNTED DEADBOLT

*Ideal For: Sliding Patio Doors, Sliding Windows, Swinging Doors, Double Doors, French Doors, Plus!*




Mortise cylinder not included

Installation at top of center or side of sliding door.

### 5002-1-9A Aluminum Powdercoat #1 gear

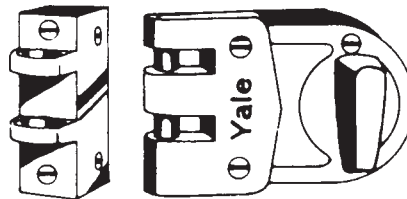
- Can be used on narrow stile doors and frames with a frame width of only 1-5/8".
- Lock housing will accept a standard 1-1/8" mortise cylinder (not included) enabling it to be keyed to other locks in a system.
- Mounts at top or bottom of door or both.
- Equipped with a 3/8" diameter x 9" long locking bolt with a 2-3/8" throw as standard. Other models available by special order.
- Each lock is supplied with a #1 gear (for use with standard mortise cylinders) locking rod, one way screws and instructions.
- Special #2 gear for Medeco mortise cylinder is available by special order.

# Yale



### 80 Security Latchlock

1/2" throw latchbolt. Key outside, thumbturn inside. Latchbolt held retracted by button. Also can be deadlocked by button. Sprayed brass. 2-3/8" backset. 2-1/2" x 3-5/8".



### 197 Jimmy-Proof Deadlock

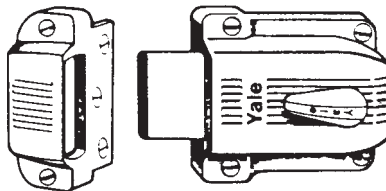
Steel interlocking bolts resist prying. Key outside, thumbturn inside. Shutter guard protects against forced entry even if outside cylinder is removed. Sprayed bronze. 2-3/8" backset. 3-5/32" x 4-3/4".

### 197

Single cylinder-Inswinging

### 197 1/4

Double cylinder-Inswinging



### 112 Heavy Duty Deadbolt

1-1/8" throw deadbolt. Sprayed brass. 2-3/8" backset. 3-3/8" X 3-1/2".

### 112

Single cylinder-Inswinging

### 112F

Single cylinder-Outswinging

### 112 1/4

Double cylinder-Inswinging

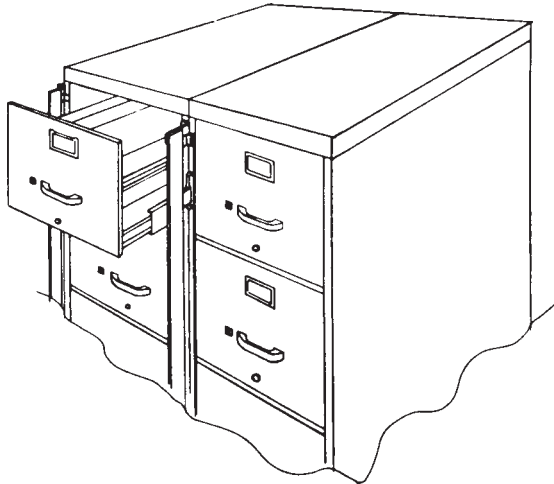
©ZIPF LOCK COMPANY

# FILE CABINET LOCKING BARS

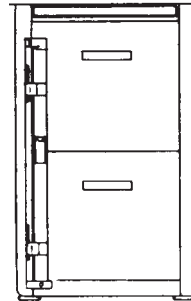


## SWING-A-WAY

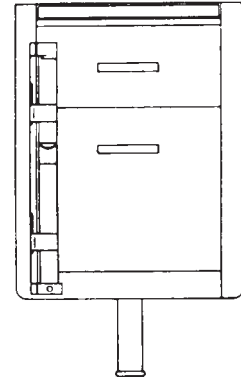
There are no clutter problems with the self-contained Swing-A-Way Locking Bar. The bar remains permanently on the file whether or not the file is in use. Heavy duty cold rolled steel gives the Swing-A-Way Locking Bar strength where it is needed. The bars are cadmium plated to permit their use with any color combination. Red signal tape is attached to the backside of each bar to prevent scratches on painted surfaces and to indicate when the bar is in an open position.



**FULL HEIGHT  
DESK PEDESTAL**



**REGULAR  
DESK PEDESTAL**

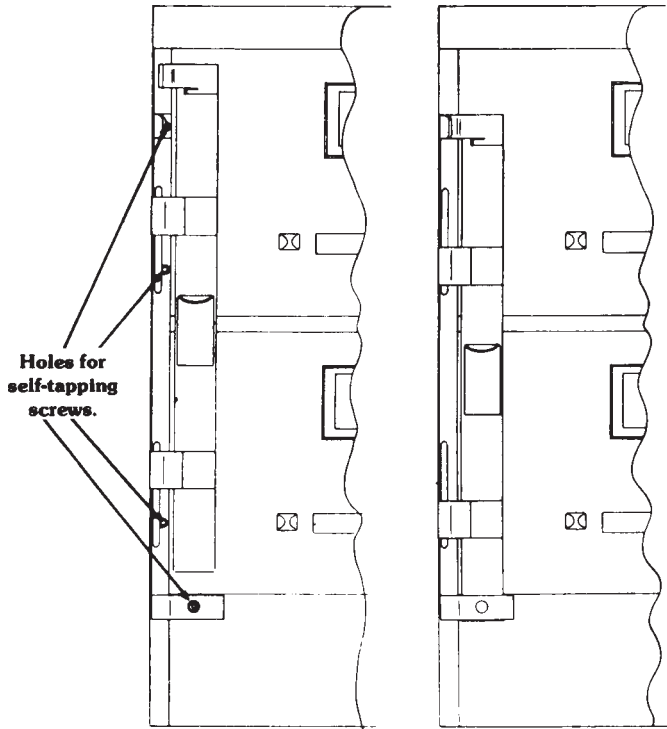


Installed on left side of all filing cabinets. Will not interfere in any way with adjoining files. Available to fit 2, 3, 4 or 5 drawer files.

**DRAWING #1**

**DRAWING #2**

Swing-A-Way Locking Bars may be ordered for either full height pedestals or regular pedestals. As with filing cabinets, Locking Bar is installed on left side of the desk pedestal.



### INSTALLATION

To install—place locking bar as shown in Drawing #1. Drill holes in file or desk pedestal to coincide with holes in the bar. Drill size 7/64" should be used to drill holes for #6 self-tapping screws(enclosed). After screws have been installed and the bar moved to the locked position, the screw heads are inaccessible as shown in Drawing #2.



**DRAWING #3**

The above drawing shows the locking bar in an open position. Note the positive stop which holds the unlocked bar in position while file or desk is in use.



**DRAWING #4**

Above drawing shows bar in locked position ready to receive padlock.

<u>Left Hand</u>	<u>Right Hand</u>		<u>Description</u>
<u>Stock No.</u>	<u>Stock No.</u>	<u>Length</u>	
<b>FB-1L</b>	<b>FB-1R</b>	18-3/4"	For desk drawers
<b>FB-2L</b>	<b>FB-2R</b>	23-1/2"	For 2 drawer cabinets
<b>FB-3L</b>	<b>FB-3R</b>	33"	For 3 drawer cabinets
<b>FB-4L</b>	<b>FB-4R</b>	49-1/2"	For 4 drawer cabinets
<b>FB-5L</b>	<b>FB-5R</b>	55"	For 5 drawer cabinets

# MISCELLANEOUS

## HOOKS — COAT, HAT, ETC.

### Coat & Hat Hook

- Especially designed to accommodate large hats.
- Made from cast aluminum.
- Conforms to ANSI/BHMA A156.16 L33121.
- Dimensions:  
Base: 2-1/4" H x 1-3/8" W  
Projection: 3-5/8"  
Overall Height: 5-3/4"



**Stock No. (Specify Finish)**  
**IV-575A3**  
Finishes: 3

### Ceiling Hook

- Ideal for use in closets, attached to underside of shelves, or in storage lockers.
- Made from cast aluminum.
- Dimensions:  
Base: 1" H x 1-7/8" W  
Projection: 2-1/4"



**Stock No. (Specify Finish)**  
**IV-580A**  
Finishes: 3, 92

### Wardrobe Hook


- Compact hook is perfect where space is limited, such as behind doors where low profile is needed.
- Made from cast aluminum.
- Dimensions:  
Base: 1-1/4" H x 1-1/4" W  
Projection: 1-5/8"



**Stock No. (Specify Finish)**  
**IV-581A**  
Finishes: 3, 92

### Double Wardrobe Hook

- Compact double hook is perfect where space is limited, such as behind doors where low profile is needed.
- Made from cast brass or cast aluminum.
- Dimensions:  
Base, Brass: 1-1/8" H x 1-1/4" W  
Base, Aluminum: 1-1/16" H x 1-3/16 W  
Projection, Brass: 1"  
Projection, Aluminum: 1-3/32"



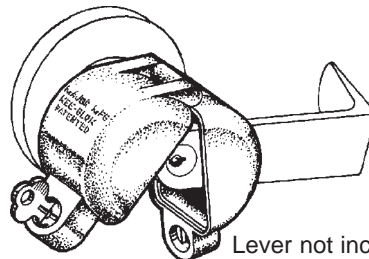
**Stock No. (Specify Finish)**  
**IV-582A** Cast Aluminum  
Finishes: 3, 92  
**IV-582MB** Cast Brass  
Finishes: 3, 5, 10B, 15, 15A, 26, 26D

## KEY BLOK FOR LEVERS

<u>Stock No</u>	<u>Description</u>
<b>A200 KD</b>	Keyed Different
<b>A200 KA</b>	Keyed Alike

### Portable! Light! Strong!

- Fits most lever handle locks.
- Prevents entry of any existing keys.
- Portable! Fits in the palm of your hand.
- Added protection! A new lock in just seconds.
- High strength aluminum alloy.
- **Silver Powdercoated Finish**



Lever not included

Blocks all existing keys to a lever handle in seconds!

**Major**  
MANUFACTURING, INC.

**FITS:** Schlage Rhodes, Schlage Oly, Arrow Sierra, Sargent 10 Line Series, Falcon DG, Lockwood Lever, U.S. Lock, Cal Royal Appolo, LSDA Lever, S Parker Hardware, Sargent 6500 Series Lever, AND MANY OTHER MODELS


©ZIPF LOCK COMPANY

# MISCELLANEOUS

## HOUSE NUMBERS

### Traditional House Numbers

- 4" High.
- Popular traditional styling for easy readability.
- Made from solid wrought brass.
- Conforms to ANSI/BHMA A156.16 L13181.
- Brass brads included.



**To Order, Specify Stock# & Finish**


EX: IV-3004-619

Finishes: 605, 619, 620

Stock#	House Number	Stock#	House Number
IV-3004-	#0	IV-3054-	#5
IV-3014-	#1	IV-3064-	#6
IV-3024-	#2	IV-3074-	#7
IV-3034-	#3	IV-3084-	#8
IV-3044-	#4	IV-3094-	#9

### Contemporary House Numbers

- 5" High.
- Bold, thick design is easy to see from a distance.
- Made from cast brass.
- Mounting screws included.



**To Order, Specify Stock# & Finish**

EX: IV-3005-619

Finishes: 505, 605, 613, 619, 620, 625

Stock#	House Number	Stock#	House Number
IV-3005-	#0	IV-3055-	#5
IV-3015-	#1	IV-3065-	#6
IV-3025-	#2	IV-3075-	#7
IV-3035-	#3	IV-3085-	#8
IV-3045-	#4	IV-3095-	#9

## KEY BLOKS



Stock No	Description
A100 KD	Keyed Different
A100 KA	Keyed Alike

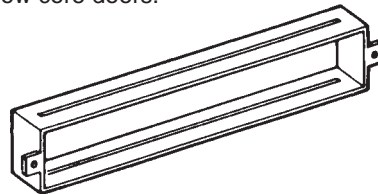
- Prevents entry of any existing keys.
- Portable! Fits in the palm of your hand.
- Added protection! A new lock in just seconds.
- High strength aluminum alloy. Silver powdercoat finish.
- A100 fits 90% of all knob locks.

## LETTER BOX PLATES



### Sleeves for use with Letter Box Plates

- Made of stainless steel.
- For 1-3/4" hollow core doors.



Stock No.	For Letter Box Plates:
IV-601 1-3/4	620, 621, 622 Plates
IV-602 1-3/4	618, 619, 623, 624 Plates

For use with Letter Box Plates on next page.