



FILE CABINET LOCKING BARS

ABUS

There is a rolling design change on the bar. The new bar has a powder-coated finish and knob in center of bar for easy and smooth operation.



NUMBER	LENGTH
ML-1	11"
ML-2	21-1/2"
ML-3	33-1/2"
ML-4	45"
ML-5	56"

Stock # & number of drawers are the same.

Multi-point locking design

Red inner slide bar interlocks with specially designed locking lug hinge at each drawer opening when in locked position. This multiple point locking principle eliminates torque on the bar usually found in devices that lock at the top and bottom position only.

Spring-open action

A slight upward motion of the red inner slide bar releases all lock points, permitting the built-in spring-loaded hinge to swing bar clear of drawer openings. Engineered to give sufficient clearance for unrestricted access to adjacent files when locked or unlocked.

No storage—accident—damage problem

Since Multi-Lock bars become an integral part of the file and swing clear of drawer openings, they solve the problem of storing heavy, dangerous bars in the office.

Simple installation

Can be installed with blind rivets provided or steel metal screws*. Whichever method is used, the integrity of the fastener is protected, since the points of attachment are completely covered by the bar in the closed position, effectively preventing surreptitious entry. Multi-Lock can be installed without opening the file or disturbing the contents—in a matter of minutes.

Drill upper rivet hole(#20 — .161 diameter) 2-3/8" down and 1/4" over from the upper drawer opening. Insert and set rivet to hold bar in place. Use hinges as locators for other holes. Drive rivets home while keeping hinges firmly in place against file.

The inner slide bar can be reversed to permit installation on either right or left side of file cabinet(normally supplied for left side installation). *If installation with sheet metal screws if preferred, use #8 X 3/8" pan head, type A.

SPECIFICATIONS

Constructed of heavy 16-gauge formed steel. Chrome plated. Inner slide bar finished in red thermosetting acrylic enamel. All hinges and locking lugs are of 16-gauge steel. Chrome Plated. 5/32" diameter cherry rivets supplied.

©ZIPF LOCK COMPANY

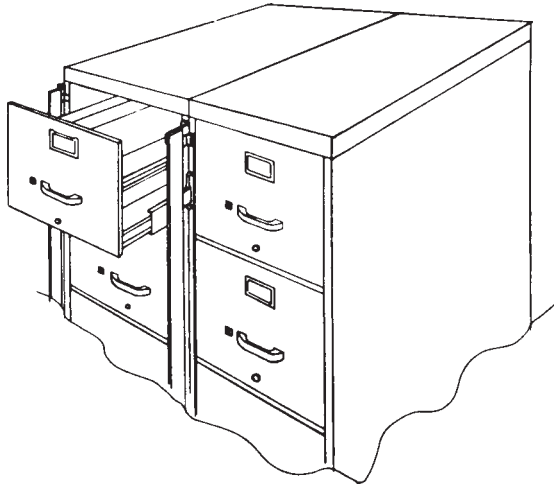
363 v1
(PL-30)

FILE CABINET LOCKING BARS

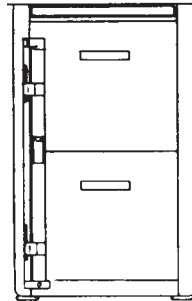


SWING-A-WAY

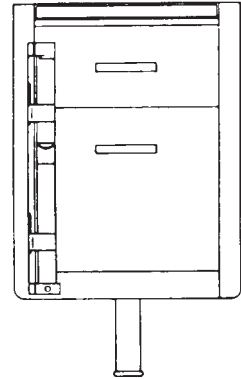
There are no clutter problems with the self-contained Swing-A-Way Locking Bar. The bar remains permanently on the file whether or not the file is in use. Heavy duty cold rolled steel gives the Swing-A-Way Locking Bar strength where it is needed. The bars are cadmium plated to permit their use with any color combination. Red signal tape is attached to the backside of each bar to prevent scratches on painted surfaces and to indicate when the bar is in an open position.



**FULL HEIGHT
DESK PEDESTAL**



**REGULAR
DESK PEDESTAL**

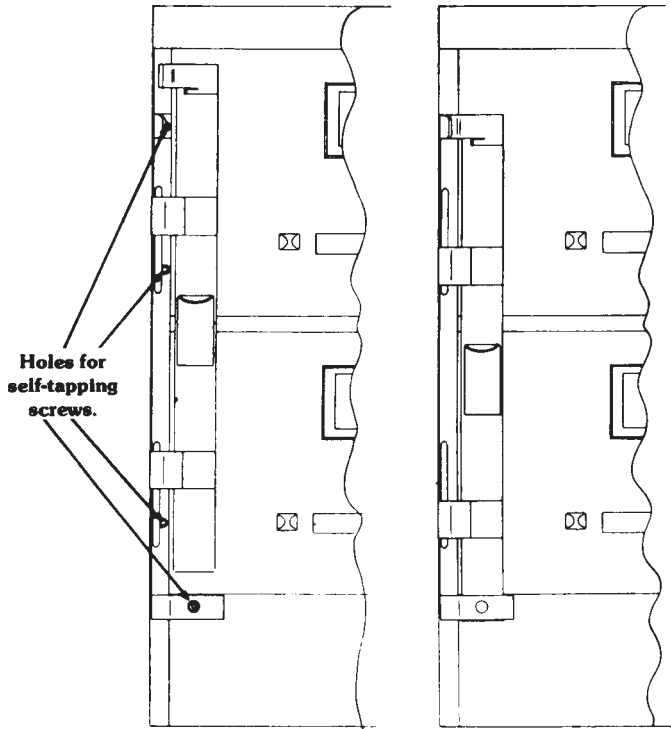


Installed on left side of all filing cabinets. Will not interfere in any way with adjoining files. Available to fit 2, 3, 4 or 5 drawer files.

DRAWING #1

DRAWING #2

Swing-A-Way Locking Bars may be ordered for either full height pedestals or regular pedestals. As with filing cabinets, Locking Bar is installed on left side of the desk pedestal.



INSTALLATION

To install—place locking bar as shown in Drawing #1. Drill holes in file or desk pedestal to coincide with holes in the bar. Drill size 7/64" should be used to drill holes for #6 self-tapping screws(enclosed). After screws have been installed and the bar moved to the locked position, the screw heads are inaccessible as shown in Drawing #2.



DRAWING #3

The above drawing shows the locking bar in an open position. Note the positive stop which holds the unlocked bar in position while file or desk is in use.



DRAWING #4

Above drawing shows bar in locked position ready to receive padlock.

<u>Left Hand</u> <u>Stock No.</u>	<u>Right Hand</u> <u>Stock No.</u>	<u>Length</u>	<u>Description</u>
FB-1L	FB-1R	18-3/4"	For desk drawers
FB-2L	FB-2R	23-1/2"	For 2 drawer cabinets
FB-3L	FB-3R	33"	For 3 drawer cabinets
FB-4L	FB-4R	49-1/2"	For 4 drawer cabinets
FB-5L	FB-5R	55"	For 5 drawer cabinets

FILE CABINET LOCKING BARS

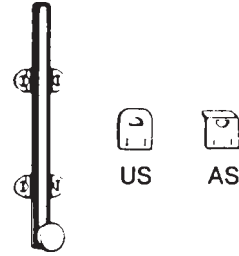
THIS PAGE INTENTIONALLY LEFT BLANK

MISCELLANEOUS

DOOR BOLTS

Decorative Surface Bolts

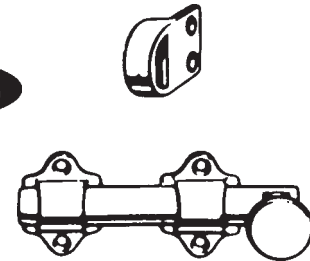
- Features attractive 1/2" half-round rods and well-proportioned guides.
- Semi-concealed guides assure smooth operation and are positioned under the rod to eliminate marring the surface of the bolt.
- Stainless steel tension spring prevents rod disengagement from guide and provides tension to hold bolt in desired position.
- Decorative **3/4" diameter knob** designed to facilitate bolt operation.
- Made from burnished steel.
- Available in 6" length.
- Packed with both Universal and Angle Strikes.
- Meets design requirements of ANSI/BHMA A156.16.
- Dimensions: Throw: 1"; Projection: 15/16"; Half Round Rod: 1/2"; Overall Width: 1-3/8".



Stock No. (Specify Finish & Length)
IV-43F3 6" 6" length - Steel
 Finishes: 3

Dutch Door Bolts

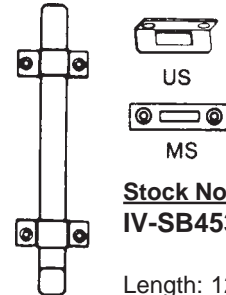
- Practical, rugged, attractive bolt for application on dutch doors as well as other areas.
- Chamfered rod end draws the two leaves of door tightly together.
- Sufficient tolerance provided in strike opening to allow for misalignment of door leaves and also prevents binding of bolt.
- Decorative 1" diameter knob designed to facilitate bolt operation.
- Made from solid brass.
- Packed with Standard Strike.
- Dimensions: Throw: 5/8"; Projection: 1-1/8"; Half Round Rod: 5/8"; Overall Width: 1-5/8"; Rod Length: 4-1/4"; Overall Length, including knob: 4-3/8"



Stock No. (Specify Finish & Length)
IV-054MB 6" length - Steel
 Finishes: 3, 26D

Surface Bolt

- Surface Bolt has 1-3/16" throw for maximum security.
- Strong tension springs prevent creep.
- Ideal for all types of doors.
- Available 12" length. (8", 18" and 24" by special order)
- Unit packed with standard screws for added security.
- Unit packed with both a universal top strike (T) and a mortise bottom strike (B).
- Constructed of heavy duty steel.
- 8" and 12" Bolts are UL listed up to 3 hours when used on the inactive door of a pair up to 10' in height.
- Meets ANSI/BHMA A156.16 L84161
- Dimensions: Bar: 3/4" Wide x 1/4" Thick; Overall Width: 2-1/32"; Overall Projection: 1-5/16"
 Top Strike: 1-1/2" x 1-1/2" Angle, 3/16" Thick; Bottom Strike: 3-1/2" Long x 1-5/8" Wide x 1/8" Thick.



Stock No.
IV-SB453-12-TB 26D
 Length: 12"
 Finishes: 26D

Master Lock

DUAL FUNCTION DOOR SECURITY BAR

Adjusts to fit most Sliding and Hinged doors

Non-marring yoke (removable for sliding doors)
 Designed to fit most doors, simple push button adjustment.
 High strength steel tube. 20-gauge.
 Portable. Collapsible, to fit most suitcases and garment bags.
 Pivoting ball joint for full contact on floor.
 Padded foot provides sure grip on most floors.
 Lifetime Guarantee.

Stock No.
265D (White)

For Sliding Doors

For Hinged Doors

© ZIPP LOCK COMPANY

DOOR CHAINS

CAL-ROYAL

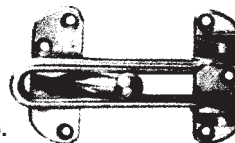
CR-DG22
 US3 Solid Brass
 Chain Door Guard
 6-3/4" Chain



DOOR GUARDS

CAL-ROYAL

CR-BBDHG88
 US3, 26D
 Zinc Diecast Swing Bar
 Door Guard with
 ball bearing
Limited supply of US-5.
Call for closeout price.



FLIP LOCK
MAG-8705
 For in-opening doors. Left or right hand.
 Heavy gauge steel.

