

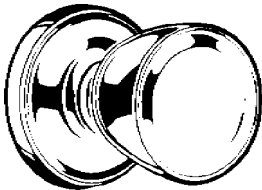
KWIKSET

KNOB LOCKS

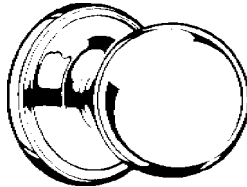
- ANSI A156.2 Grade 2.
- Compatible With Kwikset's 5-Pin Keying Systems.
- 6-Pin, Front Removable Cylinder (cylinder removal tool required)
- Lifetime Mechanical Warranty.
- 10-year Finish Warranty.
- Lifetime Finish on **LO3** finish.

Kwikset
UltraMax
Signatures

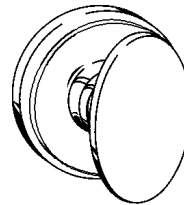
12 locks per case
Dummy-20 locks per case



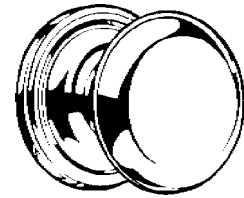
ABBEY (A)
US-3, 5, 26D
(720A & 740A also LO3)



CIRCA (CA)
US-3, 5, 10B, 11P, 15, 15A, 26, 26D
(730CA also 3x26, 5x26)



LAUREL (L)
US-3, 5, 10B, 11P, 15, 15A, 26
(740L also LO3)



HANCOCK (H)
US-3, 5, 10B, 11P, 15, 15A, 26, 26D
(740H also LO3)
(730H also 3x26)

To Order, Specify:

Function: **740** Entry
Design: **CA** Circa
Finish: **US-3** Polished Brass
Latch: **6WAL** 6-way adjustable

See page 152 for details on 6WAL latch.

SPECIFICATIONS

DOOR THICKNESS: 1-3/8" to 1-3/4".
***BACKSET:** 6WAL-Adjustable latch for 2-3/8", 2-3/4" with Square Face/Round Face/Drive-in.
***STRIKE:** RCS, SCS
*Selection may be limited.
BORE: 2-1/8" x 1"
ROSE: 2-5/8"
CYLINDER: 6-pin
KEY BLANK: KW-81208 (KW-88260)
FINISHES:
US-LO3 (605E) Polished Brass-Lifetime
US-3 (605) Polished Brass
US-5 (609) Antique Brass
***US-10B** (613) Oil Rubbed Bronze
US-11P Venetian Bronze
US-15 (619) Satin Nickel
US-15A (620) Antique Nickel
US-26 (625) Polished Chrome
US-26D (626) Satin Chrome

***NOTE:** The factory is discontinuing the 10B finish.

KwikInstall™

Featuring Kwik-Install:

- 1) Install latch and strike.
- 2) Install the patent pending mounting plate and tighten the pre-set screws.
- 3) Mount the interior knob assembly and rotate to complete the installation

Function	No.	Operation
PASSAGE/HALL/CLOSET	720	Both knobs always free.
PRIVACY/BED/BATH	730	Both knobs locked or unlocked by turnbutton inside. Outside knob unlocked by emergency key. (KW-81087)
PRIVACY/BATHROOM	730	Same function as 730 above. Inside knob polished chrome.
ENTRY	740	Both knobs locked or unlocked by key outside and turnbutton inside.
ENTRY	741	Outside knob locked or unlocked by key outside or turnbutton inside. Inside always free.
CLASSROOM	744	Outside locked or unlocked by key outside. Inside always free.
STOREROOM/VESTIBULE	750	Outside unlocked only while key is turned. Inside always free.
I/2 DUMMY	788	For doors where only a pull is required. Surface mounted.

©ZIPF LOCK COMPANY

150 v1
(PL-8)

KWIKSET

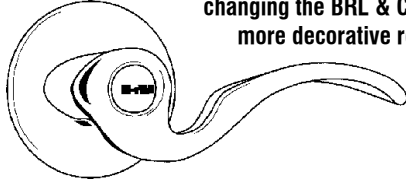
LEVER LOCKS

- ANSI A156.2 Grade 2.
- Compatible With Kwikset's 5-Pin Keying Systems.
- 6-Pin Cylinder.
- Lifetime Mechanical Warranty.
- 10-year Finish Warranty.
- Lifetime Finish on **LO3** Finish.

Kwikset
UltraMax
Signatures


12 locks per case
Dummy - 20 locks per case

NEW ROSE-At the time of this printing Kwikset was changing the BRL & CHL to a more decorative rose.



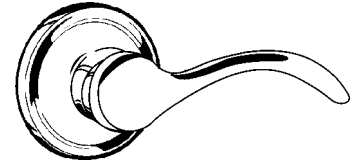
BROOKLANE (BRL)

US-3, 5, 10B, 11P, 15, 15A, 26, 26D
(740BRL also LO3)



COMMONWEALTH (CHL)

US-3, 5, 10B, 11P, 15, 15A, 26, 26D
(740CHL also LO3)



PEMBROKE (PML)

US-LO3, 3, 5, 10B, 15, 15A, 26, 26D

To Order, Specify:

Function : **740** *Entry*
Design: **CHL** *Commonwealth*
Finish: **US-3** *Polished Brass*
*Handing: **LH** *Left Hand*
Latch: **6WAL** *6-way Adjustable Latch*

* Handing required on 740, 788 functions
(SEE BELOW FOR HOW TO DETERMINE HANDING)

See page 152 for details on 6WAL latch.

Functions 720, 788 satisfy section 4.13.9 ADA requirement.

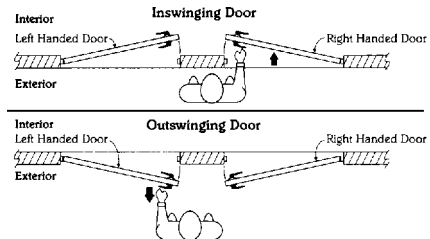
SPECIFICATIONS	
DOOR THICKNESS:	1-3/8" to 1-3/4"
*BACKSET:	6WAL-Adjustable latch for 2-3/8", 2-3/4" with Square Face/Round Face/Drive-in. RCS, SCS
*STRIKE:	RCS, SCS *Selection may be limited.
BORE:	2-1/8" x 1"
ROSE:	2-5/8"
CYLINDER:	6-pin
KEY BLANK:	KW-81208 (KW-88260)
FINISHES:	US-LO3 (605E) Polished Brass-Lifetime US-3 (605) Polished Brass US-5 (609) Antique Brass *US-10B (613) Oil Rubbed Bronze US-11P Venetian Bronze US-15 (619) Satin Nickel US-15A (620) Antique Nickel US-26 (625) Polished Chrome US-26D (626) Satin Chrome

*NOTE: The factory is discontinuing the 10B finish.

Function	No.	Operation
PASSAGE/HALL/CLOSET	720	Both levers always free.
PRIVACY/BED/BATH	730	Both levers locked or unlocked by turnbutton inside. Outside lever unlocked by emergency key. (KW-81087)
KEYED ENTRY	740	Outside locked or unlocked by key outside or turnbutton inside.
I/2 DUMMY	788	For doors where only a pull is required. Surface mounted.

HOW TO DETERMINE THE HANDING OF A DOOR:

- The hand of a door is always determined by facing the OUTSIDE of a door.
- If the hinge is on the left side of the door, the door is left handed (LH).
- If the hinge is on the right side of the door, the door is right handed (RH).
- To determine the hand of a dummy lever, face the side of the door it will be used on. If hinges are on left, order L.H., if hinges are on right, order R.H.



©ZIPF LOCK COMPANY

KWIKSET

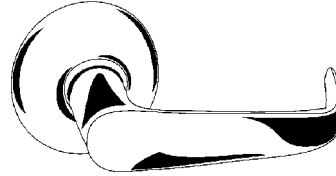
RESIDENTIAL LIGHT COMMERCIAL LEVER

- A156.2, Grade 2
- UL Listed optional.
- Lever functions meet 4.13.9 ADA requirement.
- 5-Pin Cylinder
- ADA Turnpiece.
- 25-year Mechanical Warranty**
- 5-year Finish Warranty*

**For products used in "residential" applications.

Kwikset
Maximum
SECURITY

20 locks per case



KINGSTON (KNL)
US-3, 5, 15A, 26, 26D

Function	No.	*U.L. No.	Operation
PASSAGE/HALL/CLOSET	200	420	Both levers always free.
PRIVACY/BED/BATH	300	430	Both levers locked or unlocked by ADA turnbutton inside. Outside lever unlocked by emergency key. (KW-81087)
KEYED ENTRY LEVER	405		Both levers locked or unlocked by key outside or ADA turnbutton inside.
KEYED ENTRY LEVER	406	413	Outside lever locked or unlocked by key outside or turnbutton inside. Inside always free.
STOREROOM/VESTIBULE 1/2 DUMMY	462 488	412	Outside lever unlocked only while key is turned. Inside always free. For doors where only a pull is required. Surface mounted.

*UL has 2-3/4" wide face latch.
and only in US-3, 26D.

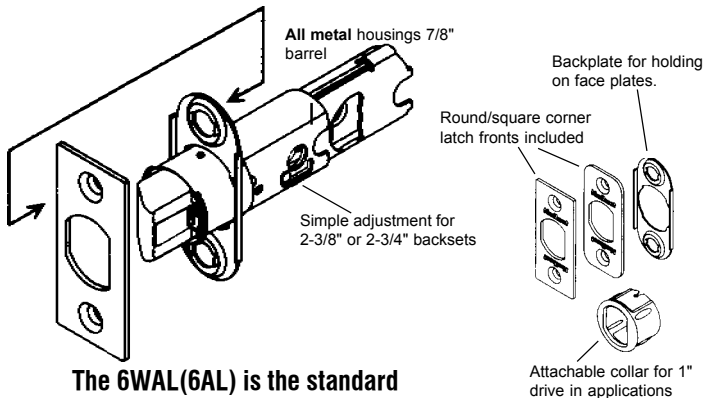
To Order, Specify:

Function #: **405** *Keyed Entry*
 Design: **KNL** *Kingston*
 Finish: **US-3** *Polished Brass*
 *Latch: **6WAL** *6-way Adjustable*
 *See below for details on 6WAL latch.
 UL Listed locks only available with fixed backset.

SPECIFICATIONS

DOOR THICKNESS: 1-3/8" to 1-3/4"
BACKSET: 6WAL-Adjustable latch for 2-3/8", 2-3/4" with Square Face/Round Face/Drive-in. UL Locks are 2-3/4" with 1-1/8" wide face.
STRIKE: 2-1/4" full lip strike. UL Locks are 2-5/8" T-Strike.
BORE: 2-1/8" x 1"
ROSE: 2-5/8"
CYLINDER: 5-pin
KEY BLANK: KW-81063
FINISHES: **US-3** (605) Polished Brass
US-5 (609) Antique Brass
US-15A (620) Antique Nickel
US-26 (625) Polished Chrome
US-26D (626) Satin Chrome

6-WAY UNIVERSAL LATCH For Kwikset Knob & Lever Locks



The 6WAL(6AL) is the standard latch for most knob and lever locks.

SPECIAL KEYING AVAILABLE:

KEYING ALIKE(KA)
MASTER KEYING(MK)
GRAND MASTER KEYING(GMK)
MAISON KEYING
PROTECTO KEYING(PK)
PROTECTO MASTER KEYING(PMK)

KWIKSET

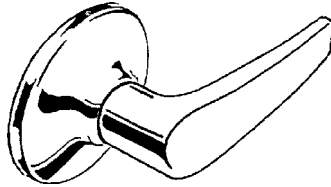


20 locks per case
400 Function 12 locks per case

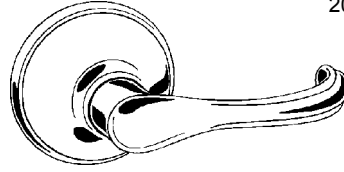
LEVER LOCKS

- ANSI A156.2 Grade 2
- Lifetime Mechanical Warranty.
- 5-year Finish Warranty.
- Lifetime Finish Warranty on LO3 Finish.

200, 488 functions satisfy Section 4.13.9 ADA requirements



DELTA (DL)
US-3, 5, 15A, 26, 26D
(300DL also 3x26)

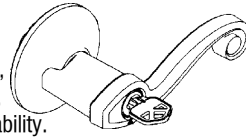


DORIAN (DNL)
US-3, 5, 11P, 15,
15A, 26, 26D

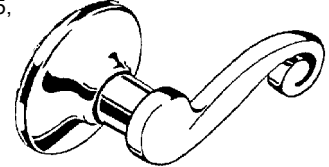


TUSTIN (TNL)
US-3, 5, 11P, 15, 15A, 26, 26D
(488 Specify Hand - LH or RH)

Keyed Levers are available in 405, 406, 462 functions. Limited finish availability.



400 FUNCTION HAS COPA KNOB ON THE OUTSIDE EXCEPT FOR 15 FINISH WHICH HAS CAMERON KNOB



LIDO (LL)
US-3, 5, 15, 15A, 26, 26D
(300LL also 3x26)
(400LL also LO3)
(Specify Hand - LH or RH)



SAXTON (SNL)
US-3, 5, 15, 15A, 26, 26D
(400SNL also LO3)
(Specify Hand - LH or RH)

Limited Supply
Discontinued by Factory
Replaced by TNL above

To Order, Specify:

Function: **405** *Keyed Entry*
Design: **LL** *Lido Lever*
Finish: **US-3** *Polished Brass*
*Handing: **LH** *Left Hand*
Latch: **6WAL** *6-way adjustable*

* Handing required on Lido and Saxton. Tustin 488's.
(SEE BELOW FOR HOW TO DETERMINE HANDING)

See page 152 for details on 6WAL latch.

DOOR THICKNESS: 1-3/8" to 1-3/4"
BACKSET: 6WAL-Adjustable latch for 2-3/8", 2-3/4" with Square Face/Round Face/Drive-in.

BORE: 2-1/8" x 1"
ROSE: 2-5/8"
CYLINDER: 5-pin
KEY BLANK: KW-81063
FINISHES:

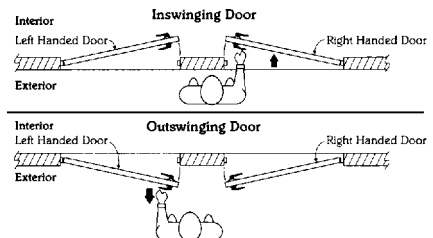
SPECIFICATIONS

US-LO3 (605E) Polished Brass-Lifetime
US-3 (605) Polished Brass
US-5 (609) Antique Brass
US-11P Venetian Bronze
US-15 (619) Satin Nickel
US-15A (620) Antique Nickel
US-26 (625) Polished Chrome
US-26D (626) Satin Chrome

Function	No.	Operation
PASSAGE/HALL/CLOSET	200	Both levers always free.
PRIVACY/BED/BATH	300	Both levers locked or unlocked by turnbutton inside. Outside lever unlocked by emergency key. (KW-81087)
ENTRY	400	Both sides locked or unlocked by key outside or turnbutton inside.
KEYED ENTRY LEVER	405	Both levers locked or unlocked by key outside or turnbutton inside.
KEYED ENTRY LEVER	406	Outside lever locked or unlocked by key outside or turnbutton inside. Inside always free.
STOREROOM/VESTIBULE	462	Outside lever unlocked only while key is turned. Inside always free. (<i>DL, LL, SNL ONLY</i>)
1/2 DUMMY	488	For doors where only a pull is required. Surface mounted.

HOW TO DETERMINE THE HANDING OF A DOOR:

- The hand of a door is always determined by facing the OUTSIDE of a door.
- If the hinge is on the left side of the door, the door is left handed (LH).
- If the hinge is on the right side of the door, the door is right handed (RH).
- To determine the hand of a dummy lever, face the side of the door it will be used on. If hinges are on left, order L.H., if hinges are on right, order R.H.



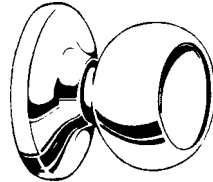
©ZIPF LOCK COMPANY

KWIKSET


Kwikset Maximum SECURITY

KNOB LOCKS

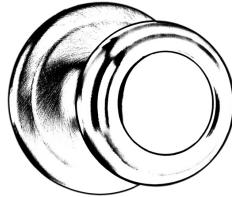
- ANSI A156.2 Grade 2
- Lifetime Mechanical Warranty on Belair, Copa and Cameron.
- 5-year Finish Warranty.
- Lifetime Finish Warranty on LO3 Finish.



COPA (C)
US-3, 5, 15A, 26, 26D
(300C also 5x26)
(400C also LO3)



BELAIR (B)
US-3, 5
(300B also 3x26)
(400B also LO3, 26D)



CAMERON (CN)
US-3, 5, 11P, 15,
15A, 26
(300E also 3x26)

To Order, Specify:

Function: **400** *Keyed Entry*
Design: **B** *Belair*
Finish: **US-3** *Polished Brass*
Latch: **6WAL** *6-way Adjustable*

See page 152 for details on 6WAL latch.

KwikInstall

Feature Kwik Install:

- 1) Install latch and strike.
- 2) Align interior knob with pre-set screws and half round. Then turn rose counter-clockwise.
- 3) Turn the rose clockwise to engage screws.


Function	No.	Operation
PASSAGE/HALL/CLOSET	200	Both knobs always free.
PRIVACY/BED/BATH	300	Both knobs locked or unlocked by turnbutton inside. Outside knob unlocked by emergency key. (KW-81087)
PRIVACY/BATHROOM ENTRY	300	Same function as 300 above. Inside knob polished chrome.
ENTRY	400	Both knobs locked or unlocked by key outside or turnbutton inside.
ENTRY	401	Outside knob locked or unlocked by key outside or turnbutton inside. Inside always free. (Polo and Tylo designs in US-3 only)
STOREROOM/VESTIBULE	450	Outside unlocked only while key is turned. Inside always free. (Belair US-3 only)
1/2 DUMMY	488	For use on door where only a pull is required. Surface mounted.

Kwikset Security

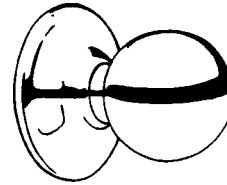
30 locks per case
Dummy - 20 locks per case

KNOB LOCKS

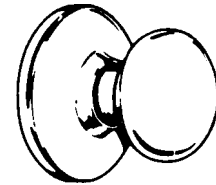
- ANSI A156.2 Grade 3
- Limited Lifetime Mechanical Warranty on Polo, Valiant and Tylo.
- 5-year Finish Warranty.



TYLO (T)
US-3, 5, 26, 26D
(300T also 3x26, 5x26)



POLO (P)
US-3, 5, 11P, 15, 15A, 26,
26D
(300P also 3x26, 5x26)



VALIANT (V)
US-3, 15
(300V also 3x26)

SPECIFICATIONS

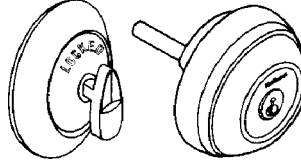
DOOR THICKNESS: 1-3/8" to 1-3/4"
***BACKSET:** 6WAL-Adjustable latch for 2-3/8", 2-3/4" with Square Face/Round Face/Drive-in. SCS, RCS
***STRIKE:** *Selection may be limited.
BORE: 2-1/8" x 1"
ROSE: 2-5/8"
CYLINDER: 5-pin
KEY BLANK: KW-81063
FINISHES:
US-LO3 (605E) Polished Brass-Lifetime
US-3 (605) Polished Brass
US-5 (609) Antique Brass
US-11P Venetian Bronze
US-15 (619) Satin Nickel
US-15A (620) Antique Nickel
US-26 (625) Polished Chrome
US-26D (626) Satin Chrome

KWIKSET

980S SERIES DEADBOLTS

- ANSI A156.5, Grade 1.
- Titanium Alloy Throwbolt Core.
- Ultra-Strike Door Jamb Brace.
- Solid Steel Latch Face.
- Anti-Pick 6-pin Cylinder.
- Lifetime Mechanical Warranty.
- 10-year Finish Warranty.
- Lifetime Finish on LO3 finish.

Kwikset
UltraMax
Signatures



12 locks per case.

Interior turnpiece meets
4.13.9 ADA requirements



980S Single Cylinder
US-LO3, 5, 11P, 15, 15A, 26, 26D

985S Double Cylinder
US-LO3, 5, 11P, 15, 15A, 26, 26D

	SPECIFICATIONS
DOOR THICKNESS:	1-3/4"
BACKSET:	Adjustable for 2-3/8", 2-3/4" with round corner face
STRIKE:	1-1/4" x 3-5/8" round corner
BORE:	2-1/8" or 1-1/2" x 1"
CYLINDER:	6-pin, includes 3 anti-pick pins
KEY BLANK:	KW-81208 (KW-88260)
FINISHES:	US-LO3 (605E) Polished Brass-Lifetime US-5 (609) Antique Brass US-11P Venetian Bronze US-15 (619) Satin Nickel US-15A (620) Antique Nickel US-26 (625) Polished Chrome US-26D (626) Satin Chrome

No.	Description
980S	Single Cylinder: Deadbolt operated by key outside or thumbturn inside.
985S	Double Cylinder: Deadbolt operated by key both sides.

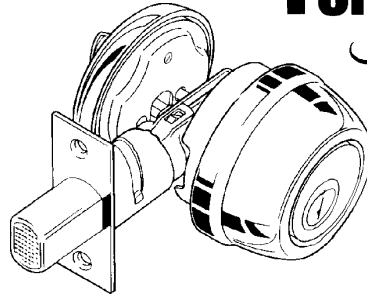
To Order, Specify:

Function: **980S** *Single Cylinder*
 Finish: **US-11P** *Venetian Bronze*
 *Latch: **RCAL** *Adjustable*
 *2-3/8" or 2-3/4" adjustable deadbolt Round Corner latch.

780 SERIES DEADBOLTS

- ANSI A156.5 Grade 2.
- Maximum Security, Heavy Gauge Strike with Extra Long 3" Screws.
- Compatible with Kwikset's 5 Pin Keying Systems.
- Lifetime Mechanical Warranty.
- 10-year Finish Warranty.
- Lifetime Finish Warranty on **LO3** Finish.

Kwikset
UltraMax
Signatures



12 locks per case.

Interior turnpiece meets
4.13.9 ADA requirements



780 Single Cylinder
US-LO3, 3, 5, 10B, 11P, 15, 15A, 26, 26D

785 Double Cylinder
US-LO3, 3, 5, 10B, 11P, 15, 15A, 26, 26D

	SPECIFICATIONS
DOOR THICKNESS:	1-3/8" to 1-3/4"
BACKSET:	Adjustable for 2-3/8", 2-3/4"
BORE:	2-1/8" or 1-1/2" x 1"
CYLINDER:	6-pin
KEY BLANK:	KW-81208 (KW-88260)
FINISHES:	US-LO3 (605E) Polished Brass-Lifetime US-3 (605) Polished Brass US-5 (609) Antique Brass US-10B (613) Oil Rubbed Bronze US-11P Venetian Bronze US-15 (619) Satin Nickel US-15A (620) Antique Nickel US-26 (625) Polished Chrome US-26D (626) Satin Chrome

No.	Description
780	Single Cylinder: Deadbolt operated by key outside or thumbturn inside.
785	Double Cylinder: Deadbolt operated by key both sides.

To Order, Specify:

Function: **785** *Double Cylinder*
 Finish: **US-3** *Polished Brass*
 *Latch: **SCAL** *Adjustable Latch*
 *2-3/8" or 2-3/4" adjustable deadbolt latch is standard.
 Specify **RCAL** for Round Corner Adjustable Latch.
 Specify **SCAL** for Square Corner Adjustable Latch.
 Specify **RFAL** for Round Face Adjustable Latch.

©ZIPF LOCK COMPANY

KWIKSET

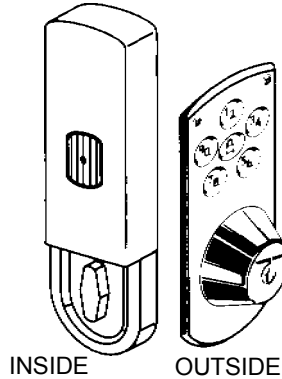
TOUCHPAD ELECTRONIC DEADBOLT

Powerbolt Deadbolts

- 1" projection deadbolt latch with 1/4" diameter hardened steel free-turning roller.
- Easy to Install, Easy to Program, Easy to Use.
- Requires 4 "AA" alkaline batteries (not included).
- Residential 1-Year Electrical components warranty.
- Residential Lifetime Mechanical warranty.
- Residential 5-year Finish warranty.
- Residential Lifetime Finish warranty on LO3.

Electronic Keyless Entry System

- Simply enter your personalized access code for convenient, quick and care-free entry.
- You may also program a temporary second code for a neighbor, cleaning crew, etc.
- Alarm sounds after 3 consecutive incorrect codes are entered.
- Easy-one touch locking.
- Heavy duty security deadbolt and strike plate resist break-ins.
- No wiring necessary (add 4 Alkaline "AA" batteries).
- Low battery indicator.
- Fits standard preparation on new doors.
- Easily replaces existing door hardware.



SPECIFICATIONS

DOOR THICKNESS: 1-3/8" to 2"
BACKSET: Adjustable 2-3/8" to 2-3/4"
BORE: 2-1/8" x 1"
BOLT THROW: 1"
FINISHES: **US-LO3** Bright Brass - Lifetime
US-11P Venetian Bronze
US-15 Satin Nickel

HOW TO ORDER: Specify,

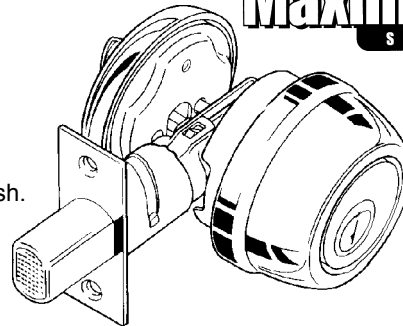
Function: **907** Single Cylinder
Finish: **US-LO3** Bright Brass
Latch: **AL** Adjustable

Stock No. Operation

907 Single Cylinder Deadbolt-
 Deadbolt latch retracted by entering security code outside and extended by pushing lock button outside. Deadbolt latch extended and retracted by T-Turn on inside. Using key outside will retract deadbolt latch if needed.

970 SERIES DEADBOLTS

- ANSI A156.5, Grade 2.
- Full 1" Nickel Plated Steel Bolt.
- Solid Steel Strike.
- 5-pin cylinder.
- Lifetime Mechanical Warranty.
- 5-year Finish Warranty.
- Lifetime Finish Warranty on LO3 Finish.



12 locks per case.



Interior turnpiece meets 4.13.9 ADA requirements

970 Single Cylinder

US-LO3, 3, 5, 11P, 15, 15A, 26, 26D

975 Double Cylinder

US-LO3, 3, 5, 11P, 15, 15A, 26, 26D

	SPECIFICATIONS
DOOR THICKNESS:	1-3/8" to 1-3/4"
BACKSET:	Adjustable for 2-3/8", 2-3/4"
BORE:	2-1/8" or 1-1/2" x 1"
CYLINDER:	5-pin
KEY BLANK:	KW-81063
FINISHES:	US-LO3 (605E) Polished Brass-Lifetime US-3 (605) Polished Brass US-5 (609) Antique Brass US-11P Venetian Bronze US-15 (619) Satin Nickel US-15A (620) Antique Nickel US-26 (625) Polished Chrome US-26D (626) Satin Chrome

No. Description

970 Single Cylinder: Deadbolt operated by key outside or thumbturn inside.
975 Double Cylinder: Deadbolt operated by key both sides.

To Order, Specify:

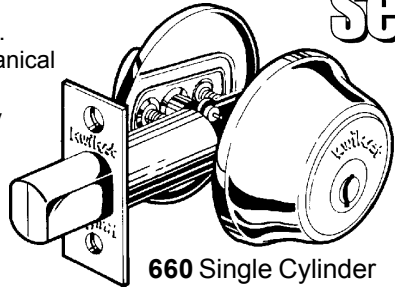
Function: **975** Double Cylinder
Finish: **US-3** Polished Brass
***Latch:** **AL** Adjustable

*2-3/8" or 2-3/4" adjustable deadbolt latch is standard.
 Specify **RCAL** for Round Corner Adjustable Latch.
 Specify **SCAL** for Square Corner Adjustable Latch.
 Specify **RFAL** for Round Face Adjustable Latch.

KWIKSET

660 SERIES DEADBOLTS

- ANSI A156.5, Grade 3.
- Limited Lifetime Mechanical Warranty
- 5-year Finish Warranty




660 Single Cylinder
US-3, 5, 11P, 15, 15A, 26, 26D

Kwikset Security

12 locks per case.

Interior turnpiece meets 4.13.9 ADA requirements



665 Double Cylinder
US-3, 5, 15, 15A, 26, 26D

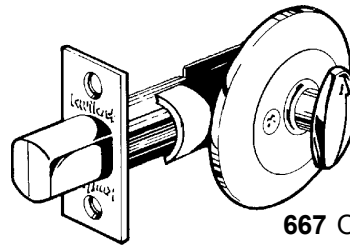
No. Description

660 Single Cylinder: Deadbolt operated by key outside and thumbturn inside.

663 Thumbturn Only: Deadbolt operated by thumbturn one side. No trim on other side.

665 Double Cylinder: Deadbolt operated by key both sides.

667 Thumbturn x Plate: Deadbolt operated by thumbturn on interior. Blank plate on exterior.



663 One Sided (Pictured)
US-3, 5, 15, 15A, 26D

667 One Sided w/Exterior Plate
US-3, 26D

SPECIFICATIONS

DOOR THICKNESS:	1-3/8" to 1-3/4"														
BACKSET:	Adjustable for 2-3/8", 2-3/4" 663 has 2-3/8" fixed latch														
STRIKE:	1" x 2-1/4"														
BORE:	2-1/8" x 1" 1-5/8" x 1" (For 663 Lock) 2-1/8" or 1-1/2" x 1" (For 667 Lock)														
CYLINDER:	5-pin														
KEY BLANK:	KW-81063														
FINISHES:	<table border="0"> <tr> <td>US-3 (605)</td> <td>Polished Brass</td> </tr> <tr> <td>US-5 (609)</td> <td>Antique Brass</td> </tr> <tr> <td>US-11P</td> <td>Venetian Bronze</td> </tr> <tr> <td>US-15 (619)</td> <td>Satin Nickel</td> </tr> <tr> <td>US-15A (620)</td> <td>Antique Nickel</td> </tr> <tr> <td>US-26 (625)</td> <td>Polished Chrome</td> </tr> <tr> <td>US-26D (626)</td> <td>Satin Chrome</td> </tr> </table>	US-3 (605)	Polished Brass	US-5 (609)	Antique Brass	US-11P	Venetian Bronze	US-15 (619)	Satin Nickel	US-15A (620)	Antique Nickel	US-26 (625)	Polished Chrome	US-26D (626)	Satin Chrome
US-3 (605)	Polished Brass														
US-5 (609)	Antique Brass														
US-11P	Venetian Bronze														
US-15 (619)	Satin Nickel														
US-15A (620)	Antique Nickel														
US-26 (625)	Polished Chrome														
US-26D (626)	Satin Chrome														

KW-664 Conversion Kit US-3, 5, 26D

To convert a 663 to a 667. Kit has Exterior Plate, screws and torque blade.

To Order, Specify:

Function: **665 Double Cylinder**

Finish: **US-3 Polished Brass**

*Latch: **SCAL Adjustable Latch**

*2-3/8" or 2-3/4" adjustable deadbolt latch is standard.

Specify **RCAL** for Round Corner Adjustable Latch.

Specify **SCAL** for Square Corner Adjustable Latch.

Specify **RFAL** for Round Face Adjustable Latch.


COMBO PACKS

- Limited Lifetime Mechanical Warranty.
- 5-year Finish Warranty.
- 5-Pin Cylinder.
- Key Blank: KW-81063

Contains:

- 1 deadlock (660/665) and 1 entry lock (400P/400T), keyed alike.
- Adjustable latches— 2-3/8" or 2-3/4"
- Round Corner Strikes (RCS).
- Sets available Keyed in 2's (KA-2)

Kwikset Security



Limited supply of clear pack available. Only box pack will be available

6 locks per case.

KEYED ENTRY KNOB...

W/Single Cylinder Deadlock

690P 3 6AL Polo in Polished Brass

\$690P 5 6AL Polo in Antique Brass

690P 15 6AL Polo in Satin Nickel

690T 3 6AL Tylo in Polished Brass

W/Double Cylinder Deadlock

\$695P 3 6AL Polo in Polished Brass

\$695T 3 6AL Tylo in Polished Brass

\$695T 5 6AL Tylo in Antique Brass

\$ Item discontinued. Call for closeout price.


©ZIPF LOCK COMPANY

KWIKSET

4 locks per case

ADJUSTABLE INTERCONNECTED LOCK

- ANSI A156.12 Grade 3
- Meets 1.5 Hour fire rating for all UL functions.
- Lifetime Mechanical Warranty.
- 5-year Finish Warranty.



To Order, Specify:

Function: **418UL** Passage
 Design: **TYLO** Tylo
 Finish: **US-3** Polished Brass
 *Latch: **238** 2-3/8" Backset
 * Please specify latch. Selection may be limited.



Limited supply on hand - Factory has discontinued this lock.

One turn of knob/lever retracts both bolts


No. Description

418UL Passage Knob or Lever with single cylinder deadbolt: Latchbolt operated by grip either side. Deadbolt operated by key outside and thumbturn inside. Inside grip simultaneously retracts latchbolt and deadbolt.

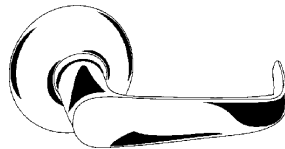
417UL Keyed Entry Knob or Keyed Entry Lever with single cylinder deadbolt: Deadlocking latchbolt operated by grip either side except when outside grip is locked by key outside or thumbturn inside. Deadbolt operated by key outside and thumbturn inside. Inside grip simultaneously retracts latchbolt and deadbolt.

SPECIFICATIONS

DOOR THICKNESS: 1-3/4" ONLY
***BACKSET:** **Deadbolt:** Adjustable for 2-3/4" and 2-3/8" square corner face
Knob/Lever: 2-3/8" square corner narrow face standard.
 *Other latch/Strike may be available.
 (2) 2-1/8" x 1"
BORE:
BORE SPACING: Adjustable from 2-7/8" to 6". 5-1/2" recommended.
BOLT THROW: 630 1" throw
CYLINDER: 5 pin
KEY BLANK: KW-81063
FINISHES: **US-3** (605) Polished Brass
US-26D (626) Satin Chrome



TYLO (T)
US-3, 26D



KINGSTON (KNL)
US-3, 26D



Kingston lever meets 4.12.9 ADA requirements

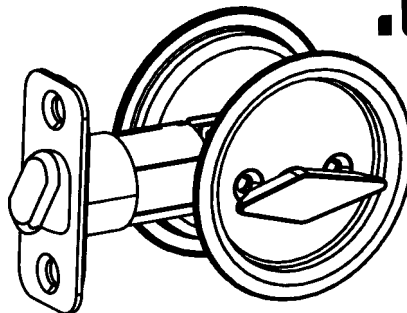
POCKET DOOR LOCKS

Round Pocket Door Lock

- Fits standard 2-1/8" prep.
- Installs in minutes.
- Auto Catch Lock Mechanism.
- Lifetime Mechanical Warranty.
- 10-year Finish Warranty.

Stock No. Description
KW-334 Passage
KW-335 Privacy

Specify Stock No. and Finish.



SPECIFICATIONS

DOOR THICK: 1-3/8" to 1-3/4"
BACKSET: 2-3/8"
BORE: 2-1/8" x 1"
FINISHES: **US-3** (605) Polished Brass
US-5 (609) Antique Brass
US-10B (613) Oil Rubbed Bronze
US-15 (619) Satin Nickel
US-15A (620) Antique Nickel
US-26D (626) Satin Chrome
US-32 (629) Bright Stainless Steel

—Special Keying Available On Most Locks We Sell—

KWIKSET

800 SERIES SOLID BRASS ENTRANCE HANDLESETS

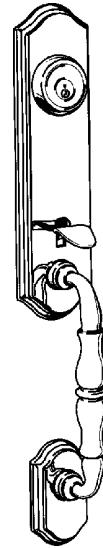
- Forged Solid Brass.
- ANSI A156.5 Grade 1 Deadbolt.
- Extra Large Interior Turnpiece for Easier Locking and Unlocking.
- Compatible with Kwikset's 5-Pin Keying Systems.
- Maximum Security, Heavy Gauge Deadbolt Strike with Extra Long 3" Screws.
- 6-Pin, Front Removable Cylinder.
- Lifetime Mechanical Warranty.
- 10-year Finish Warranty.
- Lifetime Finish Warranty on **LO3** Finish.



Distance from center of handle hole to bottom mounting screw:

- Amherst: 8-13/32"
- Arlington: 11"
- Chelsea: 9-11/16"
- Hawthorne: 8-13/32"
- Shelburne: 8-13/32"
- Sheridan: 11"
- Wellington: 8-13/32"

6 locks per case.



To Order, Specify:

For handle-(exterior only)

Handle No.: **800AN** *Arlington*
 Finish: **US-15** *Satin Nickel*
 LessInt.Pack **LIP** *Less Interior Pack*
 Latch: **RCAL** *Round Corner Adjustable*

FUNCTIONS:
 Locking Handle
 Dummy Handle

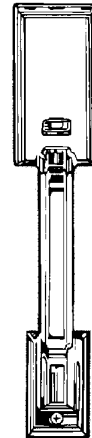
AMHERST
800AT
802AT

ARLINGTON
800AN
802AN

US-LO3, 5, 11P,
15, 15A, 26, 26D

US-LO3, 3, 5,
11P, 15, 15A, 26

Old Number	New Number
840	802WN
841	800WN
855	802HE
858	800HE
877	802AT
878	800AT
881	802SE
884	800SE



FUNCTIONS:
 Locking Handle
 Dummy Handle

CHELSEA
800CE
802CE

US-LO3, 3, 5, 11P,
15, 15A, 26, 26D

HAWTHORNE
800HE
802HE

US-LO3, 5, 11P,
15, 15A, 26

SHELburne
800SE
802SE

US-LO3, 5, 11P,
15, 15A, 26, 26D

SHERIDAN
800SN
802SN

US-LO3, 3, 5, 11P,
15, 15A, 26, 26D

WELLINGTON
800WN
802WN

US-LO3, 5, 11P,
15, 15A, 26, 26D

See next page for interior designs available for 800 Series handlesets.

HANDLE PACK CONTAINS: Handle, keys, latches, strikes, outside deadbolt, screw pack.
INTERIOR PACK CONTAINS: 1 knob or lever, 1 thumbturn for deadlock, screw pack.

159^{v1}
(PL-8)

KWIKSET

800 SERIES ENTRANCE HANDLESETS INTERIORS

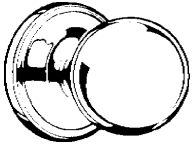
- Lifetime Mechanical warranty
- 10-year Finish warranty

Kwikset
UltraMax
Signatures

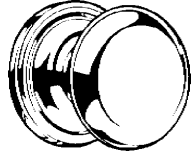
6 interiors per case.

NEW ROSE-At the time of this printing Kwikset was changing the BRL & CHL to a more decorative rose.

ULTRAMAX SIGNATURES INTERIOR DESIGNS (SOLD SEPARATELY FROM HANDLES)



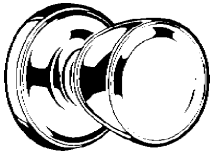
CIRCA (CA)
US-3, 5, 10B, 11P,
15, 15A, 26, 26D



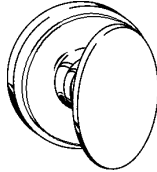
HANCOCK (H)
US-3, 5, 10B, 11P,
15, 15A, 26, 26D




PEMBROKE (PML)
US-3, 5, 10B, 15,
15A, 26, 26D



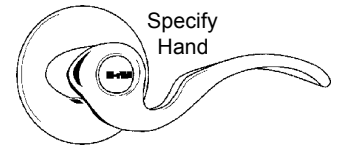
ABBEY (A)
US-3, 5, 26D



LAUREL (L)
US-3, 5, 10B, 11P, 15, 15A, 26



COMMONWEALTH (CHL)
US-3, 5, 10B, 11P, 15, 15A, 26, 26D



BROOKLANE (BRL)
US-3, 5, 10B, 11P, 15, 15A, 26, 26D

Interior Packs

- 966** For Locking (562)
968 For Dummy (568)

To Order, Specify:

For interior pack- (shown below)

Interior No.: **966**

Design: **BRL**

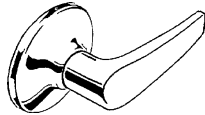
Finish: **US-15**

Handing: **LH***

*Required on lever designs BRL, CHL, LL, SNL (LH or RH) . SEE BELOW FOR HOW TO DETERMINE HANDING.

KWIKSET MAXIMUM INTERIOR DESIGNS FOR USE WITH ULTRAMAX HANDLESETS (SOLD SEPARATELY FROM ULTRAMAX HANDLES)

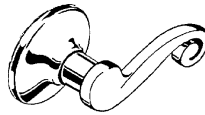
- Lifetime Mechanical warranty
- 5-year Finish warranty



DELTA (DL)
US-3, 5, 15A, 26, 26D



DORIAN (DNL)
US-3, 5, 11P, 15, 15A, 26, 26D



LIDO (LL)
US-3, 5, 15, 15A, 26, 26D
(Specify Hand)

SAXTON-Limited Supply
Discontinued by Factory
Replaced by TNL at right



SAXTON (SNL)
US-3, 5, 15A, 26, 26D
(Specify Hand)

Kwikset
Maximum
SECURITY



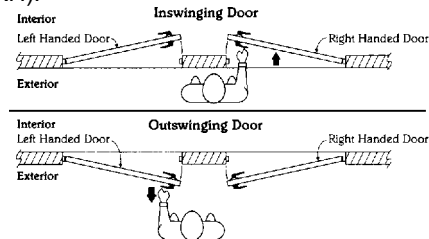
TUSTIN (TNL)
US-3, 5, 11P, 15, 15A,
26, 26D
(Specify Hand)

SPECIFICATIONS

DOOR THICKNESS:	1-3/4"
BACKSET:	Adjustable Round Corner (RCAL)
BORE:	2-1/8" x 1"
	2-1/8" or 1-1/2" x 1" (Deadbolt)
SPACING:	5-1/2" center to center. For handle hole to bottom mounting screw see previous page.
DEADBOLT:	980, 1" throw
CYLINDER:	6-Pin
KEY BLANK:	KW-81208 (KW-88260)
FINISHES:	US-LO3 (605E) Polished Brass-Lifetime
	US-3 (605) Polished Brass
	US-5 (609) Antique Brass
	US-10B (613) Oil Rubbed Bronze
	US-11P Venetian Bronze
	US-15(619) Satin Nickel
	US-15A (620) Antique Nickel
	US-26 (625) Polished Chrome
	US-26D (626) Satin Chrome

HOW TO DETERMINE THE HANDING OF A DOOR:

- The hand of a door is always determined by facing the OUTSIDE of a door.
- If the hinge is on the left side of the door, the door is left handed (LH).
- If the hinge is on the right side of the door, the door is right handed (RH).



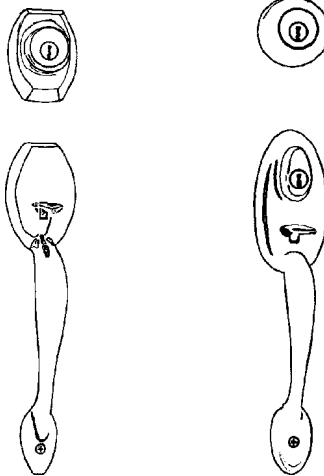
See previous page for 800 Series handleset exteriors.

©ZIPF LOCK COMPANY

KWIKSET

500 SERIES SOLID BRASS HANDLESETS

- ANSI A156.2 Grade 2 for Gibson Handleset. A156.5 Grade 2 for Deadbolt.
- ANSI A156.5 Grade 2 for Sonoma Deadbolt.
- Lifetime Mechanical Warranty.
- 5-year Finish Warranty.



	SONOMA	GIBSON
Locking	510SO	553GN
Dummy	512SO	555GN
	US-LO3, 3, 5, 15, 15A, 26, 26D	US-LO3, 3, 5, 15

6 locks per case.

Interior Packs

For: **Sonoma** **Gibson**
 Locking **471** **986**
 Dummy **473** **989**

To Order, Specify:

For handle-(exterior only)

Handle No.: **553GN** *Gibson*
 Finish: **US-3** *Polished Brass*
 LessInt.Pack **LIP** *Less Interior Pack*
 Latch: **RCAL** *Round Corner adj.*


For interior pack-

Interior No.: **986**
 Design: **LL** *Lido Lever*
 Finish: **US-3** *Polished Brass*
 Handing: **LH*** *Left Hand*

*Required on lever designs
 LL & SNL (LH or RH)

• ALL HANDLES ARE SOLD LESS INTERIOR PACK (YOU MUST ORDER SEPARATELY) •

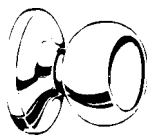
INTERIOR DESIGNS (SOLD SEPARATELY FROM HANDLES)



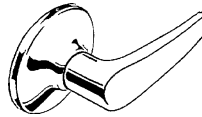
BELAIR (B)
US-3, 5



CAMERON (CN)
US-3, 5, 11P, 15, 15A, 26




COPA (C)
US-3, 5, 15A, 26, 26D



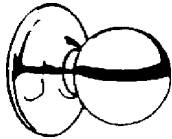
DELTA (DL)
US-3, 5, 15A, 26, 26D



DORIAN (DNL)
US-3, 5, 15, 15A, 26, 26D



LIDO (LL)
US-3, 5, 15, 15A, 26, 26D
(Specify Hand)



POLO (P)
US-3, 5, 15, 15A, 26, 26D

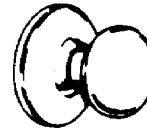


SAXTON (SNL)
US-3, 5, 15, 15A, 26, 26D
(Specify Hand)

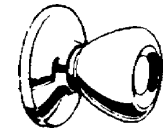
SAXTON-Limited Supply
 Discontinued by Factory
 Replaced by TNL at right



TUSTIN (TNL)
US-3, 5, 11P, 15, 15A, 26, 26D
(Specify Hand)



VALIANT (V)
US-3, 15



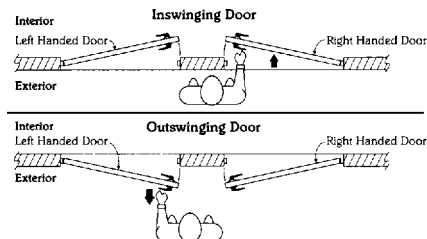
TYLO (T)
US-3, 5, 26, 26D

SPECIFICATIONS

DOOR THICKNESS: 1-3/4"
BACKSET: Adjustable Round Corner (RCAL)
BORE: 2-1/8" x 1"
 2-1/8" or 1-1/2" x 1" (Deadbolt)
SPACING: 5-1/2" center to center
 9-11/16" from handle hole to
 bottom mounting screw.
DEADBOLT: 1" throw
CYLINDER: 5-Pin
KEY BLANK: KW-81063
FINISHES: **US-LO3** (605E) Polished Brass-Lifetime
US-3 (605) Polished Brass
US-5 (609) Antique Brass
US-11P Venetian Bronze
US-15 (619) Satin Nickel
US-15A (620) Antique Nickel
US-26 (625) Polished Chrome
US-26D (626) Satin Chrome

HOW TO DETERMINE THE HANDING OF A DOOR:

- The hand of a door is always determined by facing the OUTSIDE of a door.
- If the hinge is on the left side of the door, the door is left handed (LH).
- If the hinge is on the right side of the door, the door is right handed (RH).



©ZIPF LOCK COMPANY

HANDLE PACK CONTAINS: Handle, keys, latches, strikes, outside deadbolt
INTERIOR PACK CONTAINS: 1 knob or lever, 1 thumbturn for deadlock, inside sex bolt for handle bottom.

161_{v1}
(PL-8)

KWIKSET

6 locks per case.

600 SERIES STANDARD DUTY HANDLESETS

- Limited Lifetime Mechanical Warranty.
- 5-year Finish Warranty.

Kwikset Security



DAKOTA
687DA
699DA

3, 5, 11P, 15, 15A, 26D



FARMINGTON
687FN
699FN

5, 15A

FUNCTION
Locking
Dummy

Interior Packs

- 604 For Locking
- 606 For Dummy

To Order, Specify:

For handle-(exterior only)

- Handle No.: 687DA
- Finish: US-3
- LessInt.Pack LIP
- Latch: RCAL


For interior pack-

- Interior No.: 604
- Design: LL
- Finish: US-3
- Handing: LH*

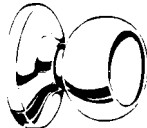
*Required on lever designs
LL & SNL (LH or RH)

•ALL HANDLES ARE SOLD LESS INTERIOR PACK (YOU MUST ORDER SEPARATELY)•

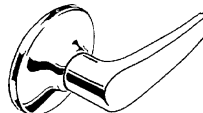
INTERIOR DESIGNS (SOLD SEPARATELY FROM HANDLES)



BELAIR (B)
US-3, 5



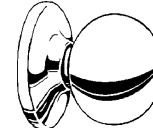
COPA (C)
US-3, 5, 15A, 26, 26D



DELTA (DL)
US-3, 5, 15A, 26, 26D



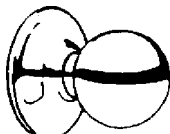
DORIAN (DNL)
US-3, 5, 11P, 15,
15A, 26, 26D



ECLIPSE (E)
US-3



LIDO (LL)
US-3, 5, 15, 15A, 26, 26D
(Specify Hand)



POLO (P)
US-3, 5, 11P, 15, 15A, 26, 26D



SAXTON (SNL)
US-3, 5, 15, 26, 26D
(Specify Hand)

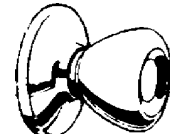
SAXTON-Limited Supply
Discontinued by Factory
Replaced by TNL at right



TUSTIN (TNL)
US-3, 5, 11P, 15, 15A, 26, 26D
(Specify Hand)



VALIANT (V)
US-3



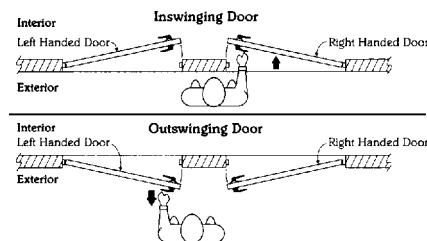
TYLO (T)
US-3, 5, 26, 26D

SPECIFICATIONS

- DOOR THICKNESS:** 1-3/4"
- BACKSET:** Adjustable Round Corner (RCAL)
2-1/8" x 1" (Deadbolt 2-1/8" or 1-1/2")
- BORE:** 5-1/2" center to center.
- SPACING:** 8-13/32" from handle hole to bottom mounting screw.
- DEADBOLT:** 1" throw
- CYLINDER:** 5-Pin
- KEY BLANK:** KW-81063
- FINISHES:**
- US-3 (605) Polished Brass
 - US-5 (609) Antique Brass
 - US-11P Venetian Bronze
 - US-15 (619) Satin Nickel
 - US-15A (620) Antique Nickel
 - US-26 (625) Polished Chrome
 - US-26D (626) Satin Chrome

HOW TO DETERMINE THE HANDING OF A DOOR:

- The hand of a door is always determined by facing the OUTSIDE of a door.
- If the hinge is on the left side of the door, the door is left handed (LH).
- If the hinge is on the right side of the door, the door is right handed (RH).



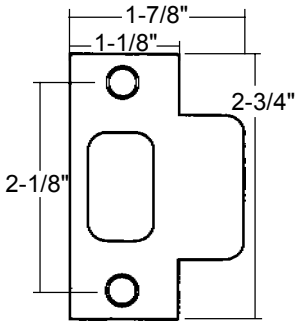
©ZIPF LOCK COMPANY

162 v1
(PL-8)

HANDLE PACK CONTAINS: Handle, keys, latches, strikes, outside deadbolt/rose.
INTERIOR PACK CONTAINS: 1 knob or lever, 1 thumbturn for deadlock, deadlock screws.

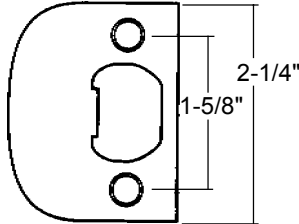
KWIKSET

STRIKES FOR:



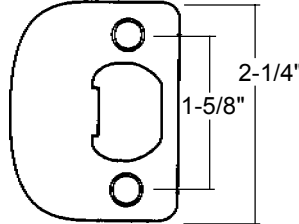
KW-83028 US-3, 26D
Metal Jamb Strike (TMS)
Not available on deadlocks

Kwikset
UltraMax
Signatures



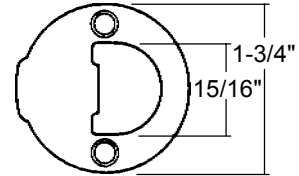
KW-83437
US-3, 5, 10B, 15, 15A, 26D
Standard Lockset Strike

Kwikset
Maximum
SECURITY

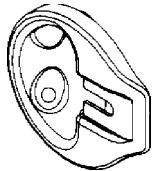
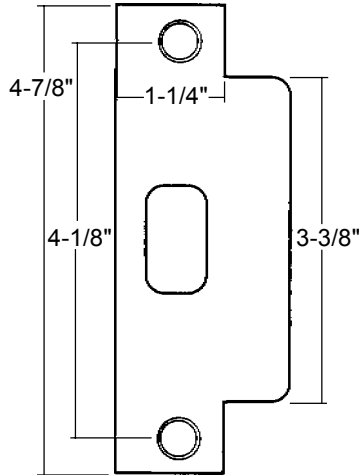


KW-83796
US-3, 5, 10B, 15, 15A, 26D
1/4" Radius Strike (RCS-4)

Kwikset
Security

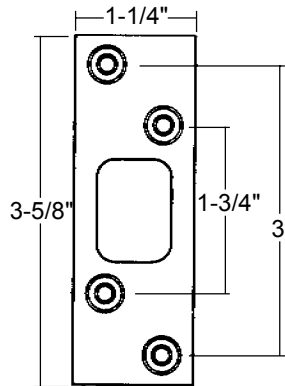


KW-83929 US-3, 5
Full round 1-3/4" metal jamb
strike (includes metal and
wood screws)



KW-80318 US-3, 5, 26D
Full round adjustable strike.

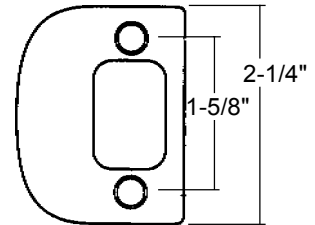
KW-83846 US-3, 26D
Metal Jamb Strike
1-1/4" x 4-7/8" ANSI
Not available on deadlocks



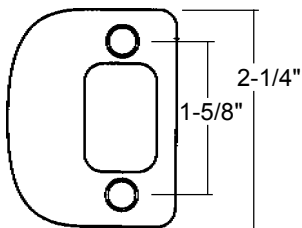
KW-83222 US-3, 26D
780, 785, 970, 975, 980, 985

FINISHES:

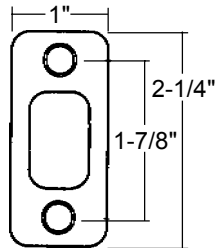
US-3 (605)	Polished Brass
US-LO3 (605E)	Polished Brass-Life
US-5 (609)	Antique Brass
US-10B (613)	Oil Rubbed Bronze
US-15(619)	Satin Nickel
US-15A (620)	Antique Nickel
US-26 (625)	Polished Chrome
US-26D (626)	Satin Chrome



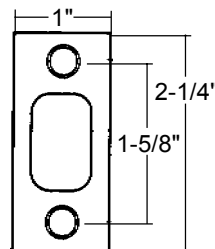
KW-84638 US-3, 5, 26D
Deadbolt strike with lip



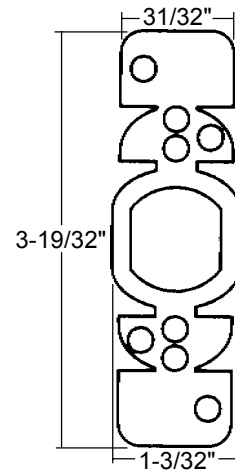
KW-85303 US-10B, 15, 15A
Deadbolt strike with lip. 1/4"
radius corners.



KW-85063
US-3, 5, 15, 15A, 26D
660 Series Deadlock Strike
Round corner strike



KW-85072 US-3, 5, 26D
660 Series Deadlock Strike
Square corner strike




KW-81640 Strike Box
Plastic door jamb deadbolt
strike insert for cleaner
installation

©ZIPF LOCK COMPANY

KWIKSET


ROSETTES



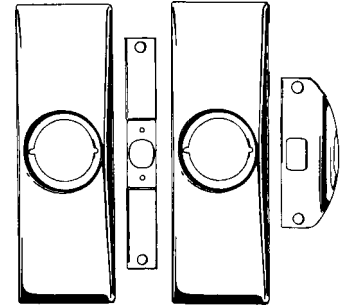
KW-293 CP
US-3, 5, 15, 26D
Plain Rosette
3-13/16" diameter



KW-239
US-3, 5, 15
Curved Handle



KW-215 CP US-3
Small Modernization Kit. 7-1/4" x 3-3/8". Includes: 2 small trim plates, (KW-249 below) latch & strike plate.



KW-214 CP US-3
Large Modernization Kit. 3-1/2" x 10-1/2". Includes: 2 large trim plates, latch & strike plate.


Levers and knobs, pictured, not included.



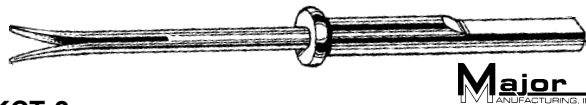
KW-249CP US-3
7-1/4" x 3-3/8" rectangular rosette for 2-3/8" or 2-3/4" backset.

KEYING KITS, PINS, KEYING ACCESSORIES

Kwikset



KW-81467 Cylinder Removing Tool for KW-1850 Cylinders.



KCT-2
Cylinder tool for Kwikset 400 Series locks. Quickly removes cylinder from lock. Removes cylinder retaining clips. Handle is following tool with master wafer unload feature.

KW-272 Pin Kit
For Professional keying of Kwikset residential locks. For Society Brass, UltraMax and more. Kit has colored top, master & bottom pins(also anti-pick top pins), PK balls, tumbler springs, 5, 6 & low profile deadbolt pin spring covers, plug retainers, key gauge, plug follower, cylinder removal tool, knob control lug and special cylinder spring.

KW-236 Builder Pin Kit (small)

PIN AND SPRING REFILLS FOR KWIKSET:

Descriptions	*Stock #
Tumbler Springs	LB-KW1777
PK Balls	KW-82208
.180 Driver Pin (Top)	LB-KW1858
.180 Regular Anti-pick Pin (Top)	KW-80370
.160 PK Pin (Top)	KW-83117
.160 PK Anti-pick Pin (Top)	KW-80369
.172 Bottom Pin-#1	LB-KW3100
.195 Bottom Pin-#2	LB-KW3101
.218 Bottom Pin-#3	LB-KW3103
.241 Bottom Pin-#4	LB-KW3105
.264 Bottom Pin-#5	LB-KW3106
.287 Bottom Pin-#6	LB-KW3107
.023 Master Pin-#1	LB-KW3108
.046 Master Pin-#2	LB-KW3110
.069 Master Pin-#3	LB-KW3112
.092 Master Pin-#4	LB-KW3113
.115 Master Pin-#5	LB-KW3114
.138 Master Pin-#6	LB-KW3125

*LB- made by LAB.

KWIKSET

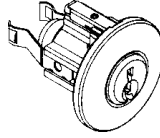
CYLINDERS

Kwikset

REPLACEMENT CYLINDERS

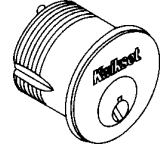
<u>For:</u>	<u>Stock No.</u>
740 (Hancock) Entry Locksets	KW-13752
740 (Abbey) Entry Locksets	KW-7750A
740 (Circa) Entry Locksets	KW-13753
780 Single Cylinder Deadbolt	KW-87765
785 Double Cylinder Deadbolt (Interior)	KW-87767
785 Double Cylinder Deadbolt (Exterior)	KW-87766

Specify finish: US-3 or 26D (some also LO3, 5, 15A)



KW-1850 US-3, 5, 26D
Replacement cylinder for Kwikset 400 Series Knob Locks. (Not Eclipse or Polo)

361 US-3
1-1/4" length keyed replacement mortise cylinder.



KNOB CYLINDER COVERS

<u>For:</u>	<u>Stock No.</u>
Abbey Design	KW-8501-11
Circa Design	KW-8501-15
Cortez, Roman, Hancock Design	KW-8501-01*
780 Single Cylinder Deadbolt	KW-81327
785 Double Cylinder Deadbolt	KW-81328

Specify finish: US-3 , 5, 26D (*also US-LO3)

KNOB CYLINDERS WITH OPTIONAL KEYWAYS

<u>For:</u>	<u>Stock No.</u>
Schlage Keyway	KW-8497-75
Master Keyway	KW-8497-77
Weslock Keyway	KW-8497-78
Weiser Keyway	KW-8497-76

Specify finish: US-3 or 26D

LEVERS & LAUREL KNOB CYLINDERS WITH OPTIONAL KEYWAYS (Special order)

<u>For:</u>	<u>Stock No.</u>
Schlage Keyway	KW-81355
Weiser Keyway	KW-81354

Specify finish: US-3 or 26D

DEADBOLT CYLINDERS WITH OPTIONAL KEYWAYS

<u>For:</u>	<u>Stock No.</u>
Schlage Keyway	KW-8486-75
Weiser Keyway	KW-8486-76
Master Keyway	KW-8486-77
Weslock Keyway	KW-8486-78

Specify finish: US-3 or 26D

REKEYING TOOLS

<u>For:</u>	<u>Stock No.</u>
Schlage Keyway	KW-8485-75
Weiser Keyway	KW-8485-76
Master Keyway	*KW-8485-77
Weslock Keyway	*KW-8485-78

*Being Discontinued

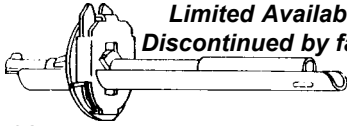
KWIKSET

MISCELLANEOUS PARTS

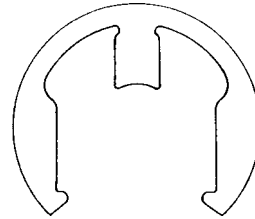
Kwikset

SPINDLES

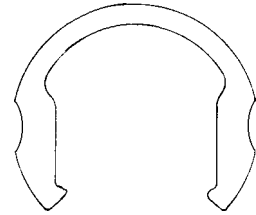
*Limited Availability
Discontinued by factory*



- KW-4738** 640 Series Spindle Assembly
- KW-5333** 400, 410 Spindle Assembly
- KW-5334** 401, 404, 411, 414, 451 Spindle Assembly
- KW-5344** 300 Spindle Assembly



KW-84215
Plug Clip (Deadbolt)

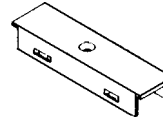


KW-84345
Plug Clip (Lockset)

SCREWS

Limited Availability - Discontinued by factory

- KW-2715** 665 One Way Interior Screw (Old Style)
 - KW-2761** 660 Regular Interior Screw (Old Style)
 - KW-3224** 885 One Way Oval Head Screw
 - KW-3225** 885 Regular Interior Screw
 - KW-4424** 880/885 Mounting Studs
 - KW-6070** 660/870 Regular Interior Screw (New Style)
 - KW-6071** 665/875 Regular Interior Screw (New Style)
 - KW-6118** 665/875 One Way Oval Head Screw
- Stock US-3 finish on above parts.



- KW-85757** 5 Pin
- KW-83561** 6 Pin
Tumbler Pin Cover

660/665 SCREW PACKS

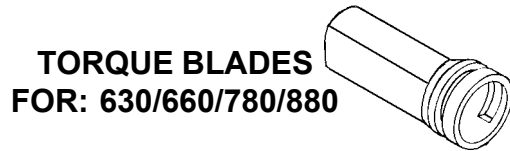
- KW-86099** For 665 US-3
- KW-86171** For 660 3, 15, 26D

THICK DOOR KITS

- KW-81248** 980/982/980S/982S Deadbolts
- KW-81249** 985/984/985S/984S Deadbolts
- KW-81691** 780/970 Deadbolts
- KW-84221** 785/975 Deadbolts
- KW-86129** 660 Deadbolts
- KW-86130** 665 Deadbolts
- KW-81714** Ultramax Knobsets
- KW-81706** Maximum Knobsets
- KW-81706** Maximum Levers
- KW-81706** Security Knobsets

664 CONVERSION KIT

- KW-664 US-3, 5, 26D** For converting Kwikset 663 (one sided deadbolt) to a 667 (one sided w/exterior plate). Kit includes: Blank plate, screws and torque blade.



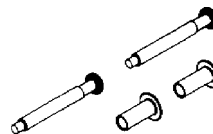
TORQUE BLADES FOR: 630/660/780/880

- KW-84991** Std. Door 630/660/780/880 Torque Blade—1-3/8" - 1-3/4"
- KW-84992** Thick Door 630/660/780/880 Torque Blade—1-7/8" - 2-1/4"
- KW-84987** Std. Door 635/665/785/885 Torque Blade Exterior—1-3/8" - 1-3/4"
- KW-84993** Std. Door 635/665/780/885 Torque Blade Interior—1-3/8" - 1-3/4"
- KW-84988** Thick Door 635/665/785/885 Torque Blade Exterior—1-7/8" - 2-1/4"
- KW-84994** Thick Door 635/665/785/885 Torque Blade Interior—1-7/8" - 2-1/4"

DUMMY ADAPTORS

KW-81892

US-3, 5, 15, 15A, 26, 26D
For installing dummies on hollow core doors.



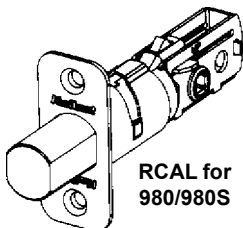
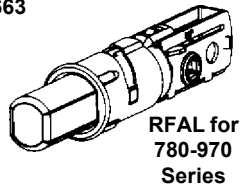
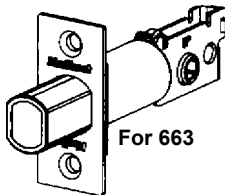
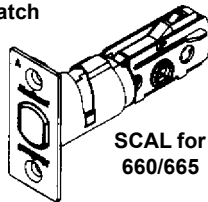
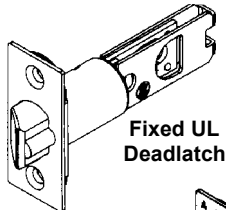
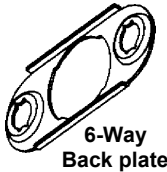
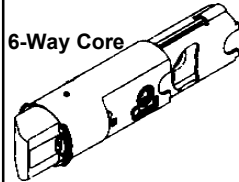
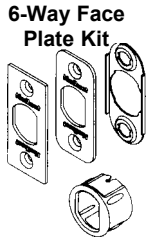
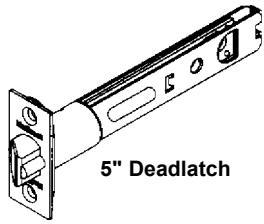
KWIKSET

KWIKSET LATCHES

Kwikset
UltraMax
Signatures

Kwikset
Maximum
SECURITY

Kwikset
Security



Description

Fixed Latches—
5" Deadlatch
5" Deadbolt (Kwikset Security)

6-Way Adjustable Latches—
6-Way Core Plain Latch
6-Way Plain Latch Collar
6-Way Plain Latch Service Kit

6-Way Core Deadlatch
6-Way Deadlatch Collar
6-Way Deadlatch Service Kit

6-Way Back Plate

417-418 Series U.L. Listed Fixed Latches—

2-3/8" Latch for 418UL

660-665 Series Deadbolt Latches (600 Series Handlesets)—

SCAL - Adjustable Square Corner Latch
RCAL - Adjustable Round Corner Latch
RFAL - Adjustable Drive-in Latch

663 Series Deadbolt Latches—

2-3/8" Round Corner Latch for 663
2-3/4" Round Corner Latch for 663
2-3/8" Square Corner Latch for 663
2-3/4" Square Corner Latch for 663

780-785-970-975 Series Deadbolt Latches (500 Series Handlesets)—

SCAL - Adjustable Square Corner Latch
RCAL - Adjustable Round Corner Latch
RFAL - Adjustable Round Face Latch
WFAL - Adjustable Wide Face Latch

980-980S Series Deadbolt Latches (800 Series Handlesets)—

SCAL - Adjustable Square Corner Latch
RCAL - Adjustable Round Corner Latch
RFAL - Adjustable Round Face Latch

Stock No.

Factory No.

ZL-159 83014
ZL-631 82730

ZL-613 81847
ZL-613C 81829
ZL-613FP 81845

ZL-616 81846
ZL-616C 81828
ZL-616FP 81844

ZL-613BP 81827

ZL-627 84296

ZL-618 81308
ZL-618RC 81305
ZL-619 81306

ZL-302RC 82731
ZL-303RC 82732
ZL-302 82728
ZL-303 82729

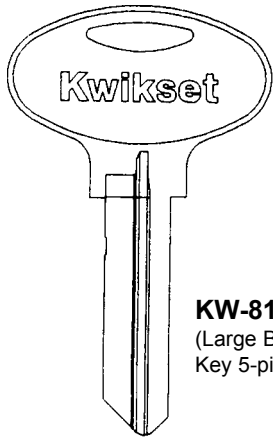
ZL-497 86084
ZL-497RC 86085
ZL-498 84505
ZL-497W 86095

ZL-623 81254
ZL-623RC 81253
ZL-624 81255

Please specify finish when ordering latches.

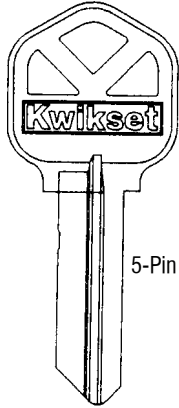
KWIKSET

KEY BLANKS

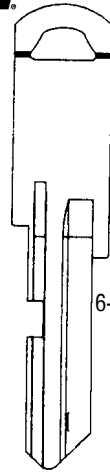


KW-81695
(Large Bow, Builders
Key 5-pin - not pictured)

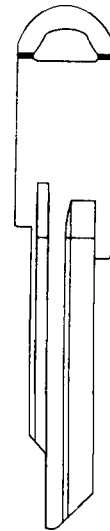
KW-83559
(Builders Key 6-pin)



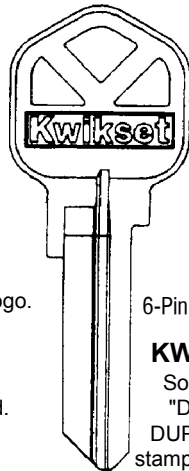
KW-81063
KW-81063-250PK
Nickel Plated



KW-87615
Rekeying tool for
UltraMax 6-pin knobs &
deadbolts



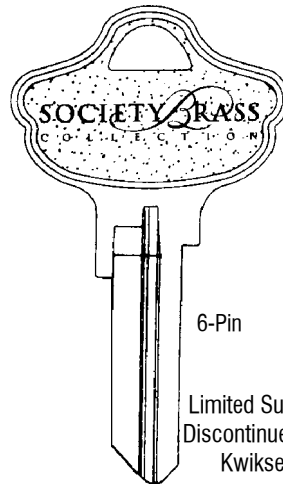
KW-81804
6-Pin
Rekeying tool for
UltraMax
Security
Key-in-Levers
standard "TC"



KW-81209
Solid Bow-
"KWIKSET
BLDR'S KEY"
stamped on key.
Nickel Plated, no logo.

KW-81210
Solid Bow-
6-pin, Nickel Plated.

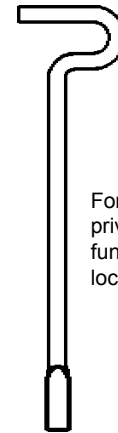
KW-81208
KW-81208-250PK
For UltraMax(Titan)
Nickel Silver



KW-80366
For Society Brass
Nickel Silver

KW-81693
Solid Bow-
"DO NOT
DUPLICATE"
stamped on key.

Limited Supply
Discontinued by
Kwikset



KW-81087
Emergency Key

For all
privacy
functions
locksets

POCKET DOOR LOCKS

Round Pocket Door Lock

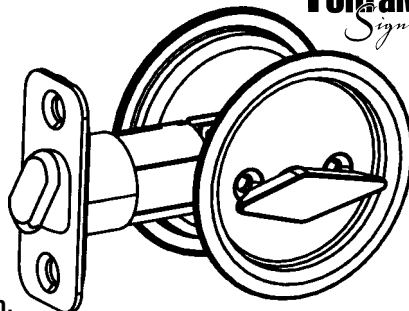
- Fits standard 2-1/8" prep.
- Installs in minutes.
- Auto Catch Lock Mechanism.
- Lifetime Mechanical Warranty.
- 10-year Finish Warranty.

Stock No. Description

KW-334 Passage

KW-335 Privacy

Specify Stock No. and Finish.



Kwikset
UltraMax
Signatures

12 locks per case.

SPECIFICATIONS

DOOR THICK: 1-3/8" to 1-3/4"

BACKSET: 2-3/8"

BORE: 2-1/8" x 1"

FINISHES:

US-3 (605) Polished Brass

US-5 (609) Antique Brass

US-10B (613) Oil Rubbed Bronze

US-15(619) Satin Nickel

US-15A (620) Antique Nickel

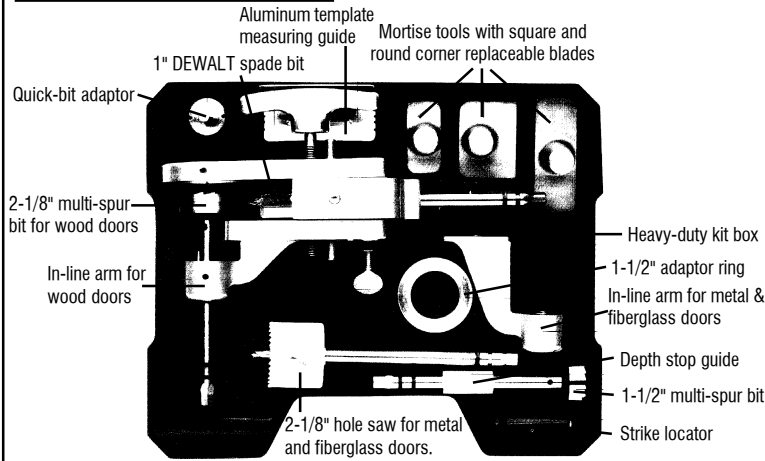
US-26D (626) Satin Chrome

US-32 (629) Bright Stainless Steel

KWIKSET

INSTALLATION KIT

Kwikset



KW-138 Installation Kit

All-In-One Boring Jig-Unique design for drilling wood, fiberglass and metal* doors. Drills 2-1/8" and 1-1/2" standard door prep. For 2-3/8" and 2-3/4" backsets
**Wood edge boring only*


<u>*Part No.</u>	<u>Description</u>
KW-89900	Jig with wood arm guide. (See below)
KW-89901	In-line guide arm for wood doors.
KW-89902	In-line guide arm for metal doors.
KW-89903	1" DEWALT® spade bit.
KW-89904	2-1/8" multi-spur bit.
KW-89905	1-1/2" multi-spur bit.
KW-89906	2-1/8" metal hole saw bit.
KW-89907	Hole saw mandrel.
KW-89908	Snap rings.
KW-89909	Full lip strike Mortise tool.
KW-89910	Full lip round corner strike blades.
KW-89911	Full lip square corner strike blades.
KW-89912	Latch mortise tool.
KW-89913	Latch round corner blades.
KW-89914	Latch square corner blades.
KW-89915	Maximum security strike mortise tool.
KW-89916	Maximum security round corner blades.
KW-89917	Maximum security square corner blades.
KW-89918	Quick bit changer.
KW-89919	Strike locator.
KW-89920	Strike locator tip.
KW-89921	Kit box.
KW-89922	Jig bushing.
KW-89923	1-1/2" adaptor ring.
KW-89924	663 Boring Depth stop guide.
KW-89925	Aluminum template measuring guide.

**Bold part numbers are stocked items. Balance special order.*

KW-89900

All-In-One Boring Jig
(used in KW-138)

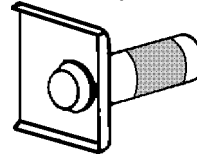
Jig with wood arm guide. Unique design for drilling wood, fiberglass and metal* doors. Drills 2-1/8" and 1-1/2" standard door prep. Tool free backset adjustment.
**Wood edge boring only*



Ergonomic handle design

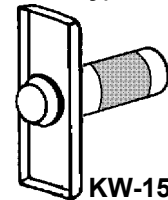
ACCESSORIES

For KW-136 Installation Kit
 (Limited Availability)




KW-141

Full Lip Strike Mortiser



KW-151

880 Strike Mortiser




KW-127 2-1/8" Multi-Spur Bit
 (For 1/2" power drill)


\$KW-139

Mini Installation Kit


Contains 2-1/8" hole saw, 1" boring bit and mandrel. Visually packed on a card.



Discontinued - Call for closeout price



KW-1467 Cylinder Removing Tool



KCT-2

Cylinder tool for Kwikset 400 Series locks. Quickly removes cylinder from lock. Removes cylinder retaining clips. Handle is following tool with master wafer unload feature.

Major
 MANUFACTURING, INC.

We stock one of the largest varieties of Kwikset products. Give us a call with your needs today...

1-800-848-1577

©ZIPF LOCK COMPANY

KWIKSET

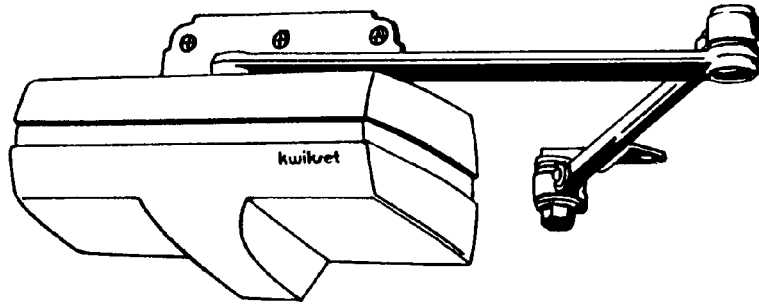
DOOR CLOSERS

Kwikset

AUTOMATIC DOOR CLOSERS

Durable, Efficient, Economical
For Residential Use
For Wood or Metal Interior Doors

No.	Description
KW-960C	Cocoa Color
KW-960E	Eggshell Color



OIL SEAL is O-ring low friction unit.


SPINDLE is one piece, precision-machined from alloy steel for increased strength.

RACK AND PINION mechanism is machined of alloy steel to precise standards, assuring smoother operation and longer life.

SPRINGS are crafted from high-tensile, oil-tempered steel, which minimizes possibility of breakage or metal fatigue.

SPEED CONTROL VALVE is positioned for easy access. A slight turn with a standard screwdriver adjusts the unit to desired closing speed.

OVERALL SIZE is 5-3/4" long, 2-5/8" deep, 1-7/8" high.



FEATURES:

- Easy do-it-yourself installation.
- Adaptable to right or left-handed door swing.
- Special mounting brackets.
- Built-in hold-open functions.
- Closing speed control.
- Conserves energy dollars.

Kwikset's new automatic door closer is the ideal helpmate for any interior household door. Specially designed for internal doors, bathroom, bedroom, patio, laundry or garage, wherever automatic closing is desired. Its built-in hold-open function eliminates problems getting parcels, laundry, groceries and other bulky items through doorways. And the adjustable speed valve can speed up or slow down the door as needed. Kwikset's auto-

matic door closer even helps conserve energy and save dollars by keeping in cool air in summer—warm air in winter.

INSTALLATION EASY, DO-IT-YOURSELF

Its compact size and design allows it to fit neatly on any interior wood or aluminum door. It can be installed in minutes with household tools. Each package contains 2 special mounting plates (brackets). One will conform to the customer's door top jamb configuration. Installation is PARALLEL and is adaptable to RIGHT or LEFT-hand door swing.

SPECIFICATIONS:

Applicable Door: Wood or Aluminum
Maximum Door Size: 36" W x 80" H.
Maximum Door Weight: 60lbs
Size: 5-3/4" long, 2-5/8" deep, 1-7/8" high
Rack and Pinion: One piece alloy steel
Spindle: One piece alloy steel
Springs: High-tensile oil tempered steel
Oil Seal: Low-friction O-ring unit

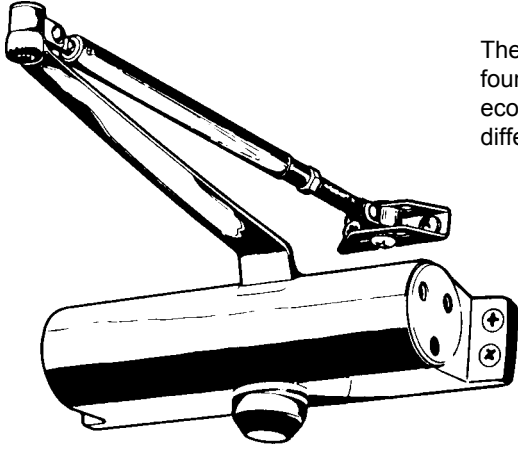
KWIKSET

DOOR CLOSERS

• U.L. Listed

Kwikset

TYLO DOOR CLOSER



The Tylo door closer by Kwikset combines virtually all features found only in expensive door closers and offers them at an economical price. They are available in a variety of sizes to suit different door sizes and use requirements

SPECIFICATIONS

- **Degree of Opening:** Maximum degree of opening for all closers is 180 degrees.
- **Door Weight:** When ordering closers according to door size limitation as shown below, the actual maximum size of the door recommended is largely determined by existing draft conditions and by door weight, e.g., if door is a size calling for a 962 closer and subject to strong drafts, a 963 should be used.
- **Case:** High strength pressure cast aluminum.
- **Adjustable Arms:** One length for all applications. Minimum top jamb 1-3/4". Forged steel, malleable iron and wrought parts.
- **Rack and Pinion:** One-piece alloy steel.
- **Spindle:** One-piece high-tensile, heat-treated alloy steel.
- **Springs:** High-tensile, heat-treated steel.
- **Oil-Seal:** Low-friction O-ring unit.
- **Valves:** Needle-type non-critical with O-ring seals.
- **Checking Fluid:** High-lubricity, low-pour-point; same fluid used on all Tylo closers.

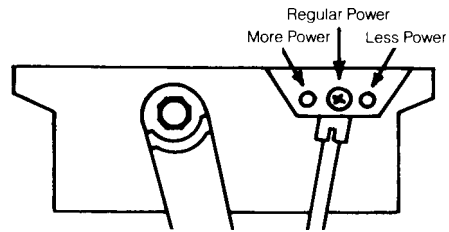
Finishes: **US-10** Satin Bronze Enamel
US-28 Satin Aluminum Enamel
US-035 Duranodic

FEATURES

- **Speed Valve** is needle type, assuring precise control of closing speed.
- **Adjustable:** Closing speed is easily regulated to permit adjustment of closer to different conditions and requirements.
- **Invertible:** Tylo door closer may be installed conventionally or mounted inverted.
- **Flexibility:** Not handed and operate with equal efficiency.

NUMBER	Recommended closer size for doors 7' high			Maximum Door Weight (lbs)
	Maximum size of door			
Regular	Interior	Exterior inswing	Exterior outswing	
KW-962	3'0"	—	—	55-100
KW-963	3'6"	2'6"	3'0"	88-143
KW-964	4'0"	3'0"	3'6"	120-187
KW-965	4'6"	3'6"	4'0"	176-265

POWER ADJUSTMENT ARM BRACKET



Regularly furnished with all non hold-open closers. May be mounted to supply regular closing power or adjusted to supply a minimum of 15% greater closing power.

PARALLEL ARM ADAPTERS

KW-946 For regular arm US-035, 10, 28
KW-947 For Hold-open arm US-10, 28

HOLLOW-CORE DOORS (SEX BOLTS)

KW-1192 28 1-3/4" door US-28
KW-1194 28 1-3/8" door US-28
 •Set of 4 sex bolts for metal doors.
CR-970 1-3/8 1-3/8" door US-26D
CR-970 1-3/4 1-3/4" door US-10, 26D
 •Set of 4 sex bolts for metal doors.

©ZIPF LOCK COMPANY

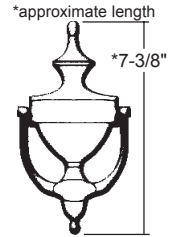
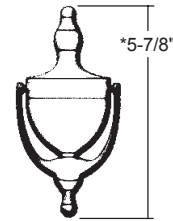
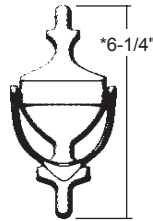

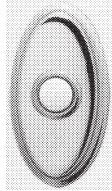

DOOR KNOCKERS & BUTTONS

Limited supply
Discontinued by factory
CALL FOR CLOSEOUT PRICES

SOCIETY BRASS
COLLECTION™

Solid-Forged Brass Door Bell Buttons
10 units per master carton. Box pack.

Solid-Forged Brass Door Knockers
5 units per master carton. Box pack.



SERIES ONE
KW-90640-001
KW-90640-002
KW-90640-003
KW-90640-004

SERIES TWO
KW-90640-005
KW-90640-006
KW-90640-007
KW-90640-008

SERIES THREE
KW-90640-009
KW-90640-010
KW-90640-011
KW-90640-012

FINISH
LO3
15
15A
10B

SERIES ONE
KW-90600-001
KW-90600-002
KW-90600-003
KW-90600-004

SERIES TWO
KW-90600-005
KW-90600-006
KW-90600-007
KW-90600-008

SERIES THREE
KW-90600-009
KW-90600-010
KW-90600-011
KW-90600-012

FINISHES:

- US-LO3 (605E) Polished Brass
- US-10B (613) Oil Rubbed Bronze
- US-15 (619) Satin Nickel
- US-15A (620) Antique Nickel