

HINGES



DISCONTINUED -
CALL FOR CLOSEOUT
PRICES

FULL MORTISE HINGES

PLAIN BEARING, STANDARD WEIGHT, TEMPLATE

For Wood or Hollow Metal Doors

For use on medium weight doors requiring low frequency service. (Not for use with Door Closer HH-CD214.)

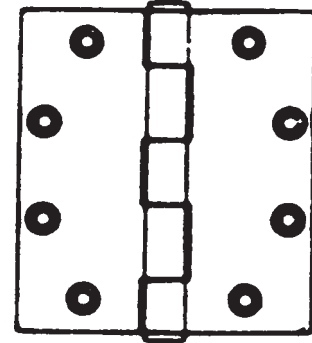
HH-1279 Steel with steel pin

Stock No.	Size	Finishes Available	Holes	Gauge	Hinges per Box
HH-1279	3-1/2" x 3-1/2"	3,4	6	.119	2
HH-1279	4" x 4"	3,4	8	.129	3
HH-1279	4-1/2" x 4-1/2"	3,4, P, 10A, 26D	8	.134	3

SPECIFY FINISH AND SIZE. SOLD BY THE BOX.

FINISHES: 3 — Bright Brass 10A — Antique Bronze, Lacquered
4 — Satin Brass 26D — Satin Chrome Plated
P — Prime Coat-Beige

Fed. Spec. FF-H-116D, Government numbers 2125, T2125, T2127, ANSI-A156.1-A8133. Furnished with screw hole location to conform to standards approved by (ANSI) A156.7-1981, hinge testing conforms to ANSI-A156.1-1981.



Five knuckle, non-rising removable pin, button tip and plug.

Other sizes available by special order.

FULL MORTISE HINGES

BALL BEARING, STANDARD WEIGHT, TEMPLATE

For Wood or Hollow Metal Doors.

For use on medium weight doors requiring average frequency service.

HH-BB1279 Steel with steel pin

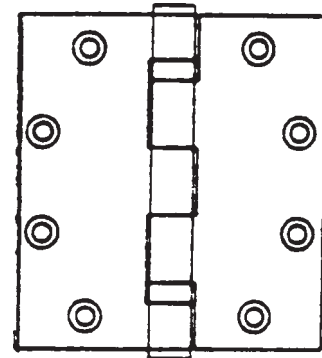
Stock No.	Size	Finishes Available	Holes	Gauge	Hinges per Box
HH-BB1279	3-1/2" x 3-1/2"	3	6	.119	2
HH-BB1279	4" x 4"	3	8	.129	3
HH-BB1279*	4-1/2" x 4-1/2"	3, 4, P, 10A, 26D	8	.134	3

*Also stock **HH-BB1279 4-1/2" X 4-1/2 26D NRP** (Non Removable Pin)

SPECIFY FINISH AND SIZE. SOLD BY THE BOX.

FINISHES: 3 — Bright Brass 10A — Antique Bronze, Lacquered
4 — Satin Brass 26D — Satin Chrome Plated
P — Prime Coat-Beige

Fed. Spec. FF-H-116D, Government numbers 2107, T2107, ANSI-A156.1-A8112. Furnished with screw hole location to conform to standards approved by (ANSI) A156.7-1981, hinge testing conforms to ANSI-A156.1-1981.



Five knuckle, two ball bearings, non-rising removable pin, button tip and plug.

Other sizes available by special order.

HINGES

REINFORCING PIVOT HINGE

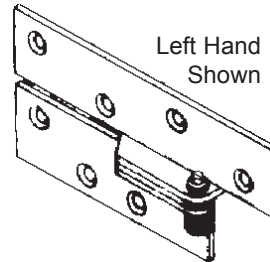
Full Surface

(1 per box)



DISCONTINUED -
CALL FOR CLOSEOUT
PRICES

Stock No.	For use with Butt Hinge Width	Projection Centerline of Pivot to Face of Door	Door Thickness
HH-251	3-1/2"	5/8"	1-3/8"
HH-252	4"	1/2"	1-3/4"
HH-253	4-1/2"	3/4"	1-3/4"



Handing must be specified (RH,LH).

Screw Pack Information: 8 ea. 3/4 X 1/4-20 F.H.M.S.; 8 ea. 1-1/4 X 14 F.H.S.M.S.; 2 ea. Sleeve Bolts #263 for 1-3/4" doors; 8 ea. Molly Jack Nuts #265.

NOTES:

- 1) Full surface pivots allow for 1/8" standard distance from face of door to face of frame. Shims may be used where conditions warrant.
- 2) Projection dimension is based on standard 1/4" backset of butt hinge on door. Shims may be used where conditions warrant.

*IF YOU NEED SOME HAGER AND DON'T SEE IT HERE...
GIVE US A CALL.*

We can special order the item and at competitive prices and fast delivery!!



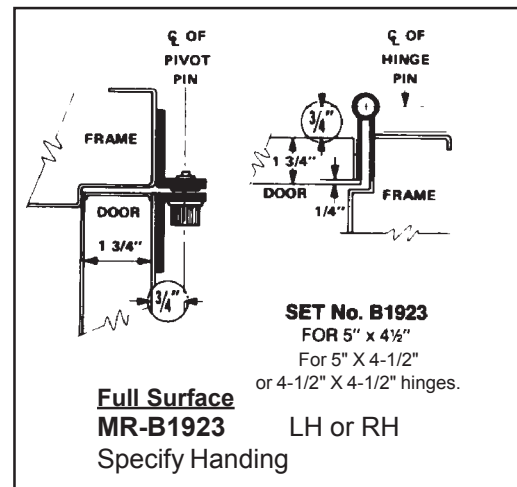
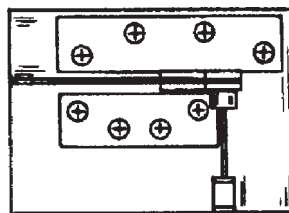
1900 SERIES REINFORCING PIVOT

THE ONLY SURFACE-MOUNTED REINFORCER HINGE FOR ON-SITE INSTALLATION

APPLICATION—The reinforcing pivot hinge from Markar products is a reinforcement solution. The reinforcer adds support at the top of the door where most stress is concentrated with conventional butt hinge systems. The reinforcer can easily be installed by maintenance personnel, and comes with necessary fasteners.

FEATURES—

- Made of 3/16" cadmium plated steel
- Oilite Bronze Bearing
- Hardened steel pin of pivot
- Left or right hand models
- Full surface, half surface and full mortise models (special order)
- All fasteners included
- Cost effective reinforcing solution
- Insures longer door operating life
- Easy to install
- Surface applied - no special preparation
- Restores trouble - free operation
- Adapts to any door
- Acceptable for use on fire doors



FINISH: US2G — Zinc Plated
7 ga. (.188" thick) cold rolled steel