

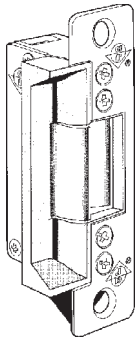
ELECTRIC STRIKES

MODULAR ELECTRIC STRIKES



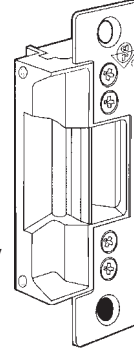
24 Volts, AC intermittent
Standard Fail-Secure

Because the bodies and faceplates are interchangeable, Adams Rite 7100 and 7300 Series strikes are simple to order and easy to stock. Their packaging makes it even easier. It has a simple chart on the back that verifies the body and faceplate combination you need to make the strike model you want.



7100 Series

- Grade 1 Quality.
- UL Listed for burglary resistance.
- 2,000 lbs Jaw strength.
- Low current draw.
- Tested to one million cycles.
- Field reversible from fail-safe to fail secure.



7300 Series

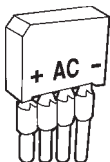
- Grade 2 Quality.
- UL Listed for burglary resistance.
- Compact case.
- Low current draw.
- Field reversible from fail-safe to fail secure.

R.C.=Round Corner
S.C.=Square Corner



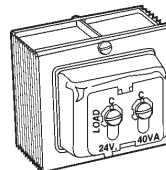
Faceplate Kits:	AR-FPK00	AR-FPK01	AR-FPK40	AR-FPK30	AR-FPK31	AR-FPK10	AR-FPK11
Size	1-1/4" x 4-7/8"	1-1/4" x 4-7/8"	1-1/4" x 4-7/8"	1-1/4" x 6-7/8"	1-1/4" x 6-7/8"	1-7/16" x 7-15/16"	1-7/16" x 10-1/4"
Shape	Flat, R.C.	Radius, R.C.	Flat, S.C.	Flat, R.C.	Radius, R.C.	Flat, R.C.	Flat, R.C.
Body Kits:							
AR-7103A Body kit for Adams Rite and Cylindrical Latches. Case: 1" x 3-3/8" x 1-5/8"	7100	7101	7140	7130	7131	7110	7111
AR-7173A Body kit for Mortise Latches. Case: 1" x 3-3/8" x 1-7/8"	7160		7170				
AR-7303A Body kit for Adams Rite and Cylindrical Latches Case: 1-3/16" x 3-3/8" x 1-1/16"	7300		7340	7330		7310	7311

To Order: Specify Body Kit Faceplate Kit Finish
Example: AR-7103A AR-FPK00 628



AR-4603 Rectifier

Converts low voltage AC current to DC of same voltage. Installs in low voltage line between transformer and strike. Full wave bridge type. Rated 2 amps. (200PIV).



AR-4605 Transformer

Converts 120VAC to 24VAC. Rated 40 Volt-amp output assures plenty of power for strike release. Patented mounting bracket fits in knockout hole of standard electrical junction boxes.

©ZIPF LOCK COMPANY

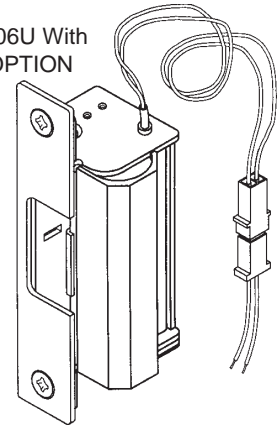
ELECTRIC STRIKES

1006 SERIES STRIKES

The 1006 Series meets or exceeds every standard developed for electric strikes. With 27 faceplate options (some are special order), the 1006 can accommodate virtually every type of lockset on the market. The 1006 features an innovative dual interlocking plunger design and heavy-duty, all stainless steel construction. Factory tested to exceed 3,000 lbs. of static strength and 2,000,000 cycles of operation; the 1006 is in a class of its own.

hes

HES-1006U With
HES-J OPTION
(Shown)



Stock No. (Body only)
HES-1006U-12/24DC-BLK
FINISH: BLK Nylon Black Coated

TO ORDER, SPECIFY:
Strike No. (HES-1006U-12/24DC BLK)
Faceplate No. (HES-J OPTION)
• See below for Faceplates

SPECIFICATIONS:

- UL 10C, 3 hour fired rated (fail secure only)
- UL 1034, burglary resistance
- ANSI/BHMA 156.31 - 2001, **Grade 1**
- NFPA specification 252
- ASTM specification E 152
- MEA 166-00-E
- ANSI A250.13-2003, ASTM E1886-97, ASTM E330-98, windstorm resistant
- Patent #4,017,100, #4,026,589, #4,595,220.

ELECTRICAL:

- .45 Amps @ 12VDC
- .25 Amps @ 24VDC

STANDARD FEATURES:

- Tamper resistant — heavy duty construction
- Model 1006 — Fail secure
- Fail secure — unlocked when energized
- 3000 lbs static strength
- Tested at 2,000,000 cycles of operation
- Internally mounted solenoid
- Non-handed
- Dual voltage — field selectable, 12 or 24VDC
- All stainless steel construction for corrosion resistance, strength, and durability
- Horizontal Adjustment
- 1000-15 — Trim enhancer (goof plate)

FINISHES:

- **630** Satin Stainless Steel

WARRANTY:

- 5-year limited warranty

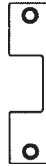
ACCESSORIES:

HES-2001 Plug-in bridge rectifier. Converts AC to DC. .35 V, 1 Amp

HES-2005 SMART-Pac II™ in-line power control able to receive input voltages from 12-32V AC or DC. Built-in bridge rectifier provides 12 or 24VDC output. Under continuous duty the output VDC is reduced by 25% to extend the life of the electric strike. Includes in-line fuse, MOV, and 2-8 second adjustable timer.

HES-2006P Plug-in Buzzer - Audible operation indication.

square corners &
flat faceplate



FACEPLATES—(Other faceplates by special order)

HES-J OPTION 630 (Satin Stainless Steel Finish)

Operation: After releasing the latchbolt, the keeper returns to the locked position.

For use with: Cylindrical locksets up to 3/4" throw and all locksets with center-lined bolts.



HES-K OPTION 630 (Satin Stainless Steel Finish)

Operation: After releasing the latchbolt, the keeper returns to the locked position.

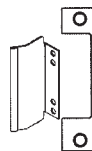
For use with: Mortise locks with a deadlatch positioned **above** the latchbolt. Compatible locksets: Accurate, Arrow, Baldwin, Marks, PDQ.



HES-KD OPTION 630 (Satin Stainless Steel Finish)

Operation: After releasing the latchbolt, the keeper returns to the locked position.

For use with: Mortise locks with a deadlatch positioned **above** the latchbolt. Compatible locksets: Jackson, Sargent (7700 & 8100 series), Schlage, Yale



HES-AM OPTION 630 (Satin Stainless Steel Finish)

Operation: Latchbolt and deadbolt are released by a single keeper. The keeper is held open to recapture the latchbolt and the deadbolt when the door is closed.

For use with: Mortise locks with normally extended 1" deadbolt and a deadlatch positioned **below** the latchbolt. Compatible locksets: Corbin/Russwin, Falcon, Sargent (7800, 8200 & 9200 series)

Don't see the HES strike you need??

Call us now
1-800-848-1577

ELECTRIC STRIKES

5000 SERIES STRIKES

The patented 5000 series is a compact, heavy duty, and high performance electric strike designed for low profile openings where there is limited space behind the jamb. This includes narrow style aluminum jambs and jambs with protruding glass inside. The 5000 series has a static strength of 2400 lbs. The field selectable fail secure/fail safe unit is easy to install and accommodates 1/2" latchbolts.

SPECIFICATIONS:

- ANSI/BHMA 156.31 - 2001, **Grade 1**
- UL 1034, burglary resistance rated
- ASTM specification E 152
- NFPA specification 252
- MEA 166-002
- Patent #5,934,720

ELECTRICAL:

- .22 Amps @ 12VDC
- .11 Amps @ 24VDC

STANDARD FEATURES:

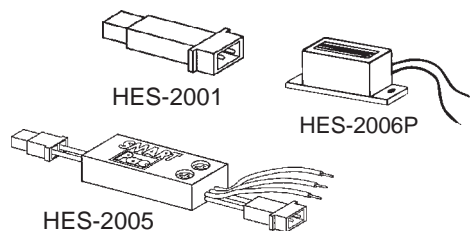
- Tamper resistant — heavy duty construction
- 2400 lbs static strength
- Tested at 500,000 cycles of operation
- Field selectable fail secure/fail safe operation
- Internally mounted solenoid
- Non-handed

FINISHES:

- **613** Bronze toned
- **630** Satin Stainless Steel

WARRANTY:

- 5-year limited warranty



ACCESSORIES:

HES-2001 Plug-in bridge rectifier. Converts AC to DC. .35 V, 1 Amp

HES-2005 SMART-Pac II™ in-line power control able to receive input voltages from 12-32V AC or DC. Built-in bridge rectifier provides 12 or 24VDC output. Under continuous duty the output VDC is reduced by 25% to extend the life of the electric strike. Includes in-line fuse, MOV, and 2-8 second adjustable timer.

HES-2006P Plug-in Buzzer - Audible operation indication.

hes

Stock No. (Body Only)

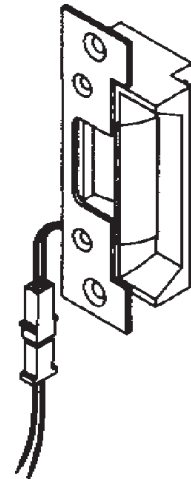
HES-5000-12/24DC 12/24VDC

TO ORDER, SPECIFY:

Strike No. (HES-5000-24D)

Faceplate No. (HES-501A OPTION 630)

• See below for Faceplates

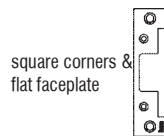


FACEPLATES—(Other faceplate by special order)

HES-501 OPTION 630

Operation: After release, the keeper returns to the locked position.

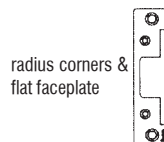
For use with: Cylindrical locksets in ANSI metal jambs. For use with latchbolts up to 1/2" throw.



HES-501A OPTION 613 or 630

Operation: After releasing the latchbolt, the keeper returns to the locked position.

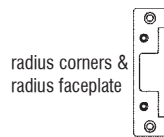
For use with: Cylindrical locksets. For use with latchbolts up to 1/2" throw. Includes universal mounting tabs. Aluminum frames.



HES-501B OPTION 613 or 630

Operation: After releasing the latchbolt, the keeper returns to the locked position.

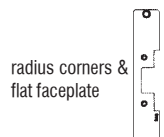
For use with: Cylindrical locksets. For use with latchbolts up to 1/2" throw. Includes universal mounting tabs. Aluminum doors and frames with radiused front.



HES-502 OPTION 630

Operation: After releasing the latchbolt, the keeper returns to the locked position.

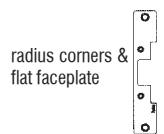
For use with: Cylindrical locksets. For use with latchbolts up to 1/2" throw. Includes universal mounting tabs. Aluminum frames.



HES-503 OPTION 613 or 630

Operation: After releasing the latchbolt, the keeper returns to the locked position.


For use with: Cylindrical locksets. For use with latchbolts up to 1/2" throw. Includes universal mounting tabs.



HES-504 OPTION 630

Operation: After releasing the latchbolt, the keeper returns to the locked position.

For use with: Cylindrical locksets. For use with latchbolts up to 1/2" throw. Four point mounting for wood installations.



©ZIPF LOCK COMPANY

ELECTRIC STRIKES

7000 SERIES STRIKES

The 7000 series has a modular design to accommodate both cylindrical and rim exit locksets. The 7000 series will accommodate various types of latchbolt from 5/8" to 3/4" throw. The unique design of the keeper module allows the unit to operate under excessive door loading (approximately 30 lbs.) The 7000 series has an internally mounted solenoid for ease of installation in metal, aluminum and wood jambs. The heavy duty construction of the 7000 series electric strikes makes them ideal for high usage applications.

SPECIFICATIONS:

- ANSI/BHMA 156.31, **Grade 2**
- UL 1034, burglary resistance rated
- ASTM specification E 152
- NFPA specification 252
- MEA 166-000-E
- Patent #5,484,180

ELECTRICAL:

- .45 Amps @ 12VDC
- .25 Amps @ 24VDC

STANDARD FEATURES:

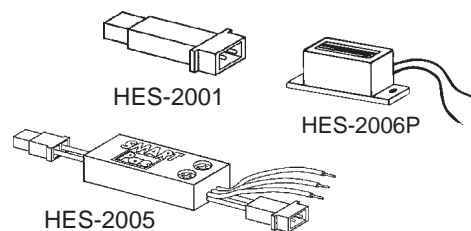
- Tamper resistant — heavy duty construction
- Strike depth — 1-11/16"
- 30 lbs. of door resistance (fail secure)
- Field selectable operation fail secure/fail safe
- Internally mounted solenoid
- Non-handed

FINISHES:

- **628C (630)** Silver Nylon
- **630** Satin Stainless Steel

WARRANTY:

- 3-year limited warranty



ACCESSORIES:

HES-2001 Plug-in bridge rectifier. Converts AC to DC. .35 V, 1 Amp

HES-2005 SMART-Pac II™ in-line power control able to receive input voltages from 12-32V AC or DC. Built-in bridge rectifier provides 12 or 24VDC output. Under continuous duty the output VDC is reduced by 25% to extend the life of the electric strike. Includes in-line fuse, MOV, and 2-8 second adjustable timer.

HES-2006P Plug-in Buzzer - Audible operation indication.

hes

Stock No. (Body Only)

HES-7000U-12DC 12VDC

HES-7000U-24DC 24VDC

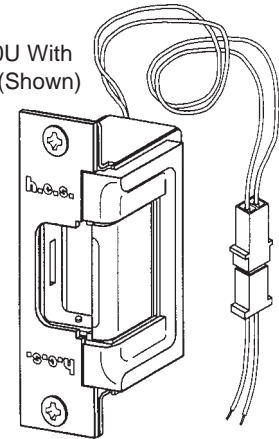
TO ORDER, SPECIFY:

Strike No. (HES-7000U-24DC)

Faceplate No. (HES-701 OPTION 630)

- See below for Faceplates

HES-7000U With HES-701 (Shown)

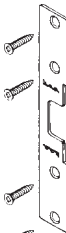


FACEPLATES—(Other faceplate by special order)

HES-701 OPTION 630

Operation: After releasing latchbolt the keeper returns to the locked position.

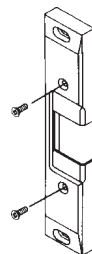
For use with: Cylindrical locksets up to 5/8" throw.



HES-702 OPTION 630

Operation: After releasing latchbolt the keeper returns to the locked position.

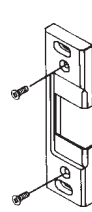
For use with: Cylindrical locksets up to 5/8" throw.



\$HES-783 OPTION 628C

Operation: After releasing pullman latch, the keeper returns to the locked position.

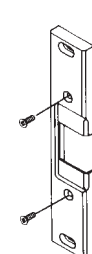
For use with: Rim exit devices in metal jambs with up to 3/4" pullman latch. Compatible Locksets: American Device, Arrow, Doramatic, Monarch, Precision, Sargent, Von Duprin, Yale



\$HES-786 OPTION 628C

Operation: After releasing pullman latch, the keeper returns to the locked position.

For use with: Rim exit devices in aluminum jambs and surface mounted vertical rod exit devices with up to 3/4" pullman latch. Compatible Locksets: Adams Rite, American Device, Arrow, Doramatic, Jackson, Monarch, Precision, Sargent, Von Duprin, Yale.



\$HES-789 OPTION 628C

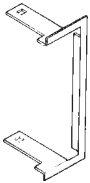
Operation: After releasing pullman latch, the keeper returns to the locked position.

For use with: Rim exit devices in aluminum jambs with up to 3/4" pullman latch. Compatible Locksets: Adams Rite, American Device, Arrow, Doramatic, Jackson, Monarch, Precision, Sargent, Von Duprin, Yale

ELECTRIC STRIKES

7000 SERIES STRIKES-Cont'd

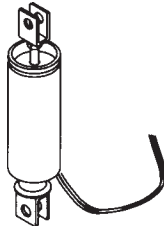
hes



\$HES-7000-105

Goof Plate. For 701 and 702 options only. Provides an attractive trim around the electric strike. For use on poorly prepared jamb cutouts.

=\$Discontinued. Call for closeout prices.



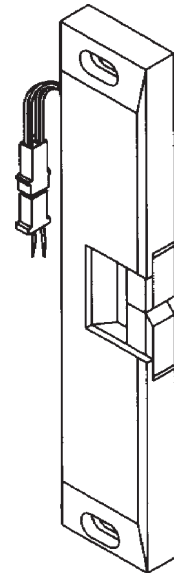
HES-740-12 12 volt Solenoid (black wires)

HES-740-24 24 volt Solenoid (blue wires)

Solenoid package contains all of the parts necessary to convert the basic electric strike unit into the specified model.

9600 SERIES STRIKES

Completely surface-mounted, the 9600 Genesis™ is the first of its kind. The 9600 accommodates rim exit devices in metal or wood jambs. The 9600 features an internally mounted solenoid and two stainless steel, independently operating locking mechanisms. The 9600 is easy to install, with all components of the 9600 encased in the 9" x 1-3/4" x 3/4" faceplate, requiring no cuts to the jamb prior to installation.



Stock No.

HES-9600-630 12/24VDC

SPECIFICATIONS:

- ANSI/BHMA 156.31, **Grade 1**
- ASTM E 152
- NFPA 252
- Patent #6,390,520

ELECTRICAL:

- .45 Amps @ 12VDC
- .25 Amps @ 24VDC

STANDARD FEATURES:

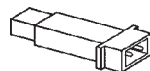
- Tamper resistant — heavy duty construction
- Completely surface mounted
- Field selectable operation fail secure/fail safe
- Internally mounted solenoid
- Non-handed
- Horizontal lockdown screws
- Accommodates up to 3/4" throw pullman latch

FINISHES:

- **630** Satin Stainless Steel

WARRANTY:


- 5-year limited warranty



HES-2001



HES-2005



HES-2006P

ACCESSORIES:

HES-2001 Plug-in bridge rectifier. Converts AC to DC. .35 V, 1 Amp

HES-2005 SMART-Pac II™ in-line power control able to receive input voltages from 12-32V AC or DC. Built-in bridge rectifier provides 12 or 24VDC output. Under continuous duty the output VDC is reduced by 25% to extend the life of the electric strike. Includes in-line fuse, MOV, and 2-8 second adjustable timer.


HES-2006P Plug-in Buzzer - Audible operation indication.

ELECTRIC STRIKES



1402 SERIES STRIKES

The 1402 series strikes have ANSI faceplates (1-1/4" x 4-7/8") and are for use in aluminum or hollow metal jambs with mortise or cylindrical locksets. For commercial or residential, new or retrofit uses. The 1402 strike is fail secure.



Non-Fail Safe (Normally Locked)

RF-1402-05 12VAC or 12VDC*

RF-1402-08 24VAC or 24VDC*

*VDC is intermittent or continuous.

VAC is intermittent.

STANDARD FEATURES:

- Anodized aluminum ANSI size faceplate
- Frame type: Hollow Metal or Aluminum
- Corrosion-resistant case and moving parts
- Tamper strength test: 1400 lbs
- Cycle test: 500,000 cycles
- Keeper depth: 5/8" maximum latch projection possible with 1/8" door/frame clearance - 3/4"
- Strike depth: 1.50" overall
- Reversible—Non-handed.
- 36-month limited warranty**

FINISHES:

US-4 Satin Brass

US-10B Satin Oil Rubbed Bronze

US-28 Satin Aluminum

Strike Cross Reference

Adams Rite: 7160/7820

Folger Adams: 112-75


Rutherford: 2114/4114

Trine: 012

HES: 7001

1702 SERIES STRIKES

The 1702 series strikes have ANSI faceplates (1-1/4" x 4-7/8") and are for use in aluminum, hollow metal or wood jambs with mortise or cylindrical locksets. For commercial or residential, new or retrofit uses. The 1702 strike is fail secure.



Non-Fail Safe (Normally Locked)

RF-1702-05 12VDC (continuous duty)

RF-1702-08 US28 24VDC (continuous duty)

STANDARD FEATURES:

- Anodized aluminum ANSI size faceplate
- Frame type: Hollow Metal, Aluminum or wood
- Corrosion-resistant case and moving parts
- Tamper strength test: 1000 lbs
- Cycle test: 500,000 cycles
- Keeper depth: 1/2" maximum latch projection possible with 1/8" door/frame clearance - 5/8"
- Strike depth: 1.50" overall
- Reversible—Non-handed.
- Adjustable keeper (FAFIX)
- 36-month limited warranty**

FINISHES:

US-4 Satin Brass

US-10B Satin Oil Rubbed Bronze

US-28 Satin Aluminum

Strike Cross Reference

Adams Rite: 7170A

Folger Adams: —

Rutherford: 7104/7114

Trine: 2012

HES: 7001

ELECTRIC STRIKES



1404 SERIES STRIKES

The 1404 series strikes have a faceplate size of 1-7/16" x 7-15/16" and are for use in aluminum, hollow metal or wood jambs with mortise or cylindrical locksets. For commercial or residential, new or retrofit uses. The 1404 strike is fail secure.



Non-Fail Safe (Normally Locked)

RF-1404-08 24VAC or 24VDC*

*VDC is intermittent or continuous.
VAC is intermittent.

STANDARD FEATURES:

- Anodized aluminum faceplate
- Frame type: Hollow Metal, Aluminum or wood
- Corrosion-resistant case and moving parts
- Tamper strength test: 1400 lbs
- Cycle test: 500,000 cycles
- Keeper depth: 5/8" maximum latch projection possible with 1/8" door/frame clearance - 3/4"
- Strike depth: 1.56" overall
- Reversible—Non-handed.
- 36-month limited warranty**

FINISHES:


US-28 Satin Aluminum

Strike Cross Reference

Adams Rite: 7110/7810
Folger Adams: 118-75
Rutherford: 4108
Trine: 002
HES: 7002

1704 SERIES STRIKES

The 1704 series strikes have a faceplate size of 1-7/16" x 7-15/16" and are for use in aluminum, hollow metal or wood jambs with mortise or cylindrical locksets. For commercial or residential, new or retrofit uses. The 1704 strike is fail secure.



Non-Fail Safe (Normally Locked)

RF-1704-08 US28 24VDC (continuous duty)

STANDARD FEATURES:

- Anodized aluminum faceplate
- Frame type: Hollow Metal, Aluminum or wood
- Corrosion-resistant case and moving parts
- Tamper strength test: 1000 lbs
- Cycle test: 500,000 cycles
- Keeper depth: 9/16" maximum latch projection possible with 1/8" door/frame clearance - 11-16"
- Strike depth: 1.50" overall
- Reversible—Non-handed.
- Adjustable keeper (FAFIX)
- 36-month limited warranty**

FINISHES:

US-28 Satin Aluminum

Strike Cross Reference


Adams Rite: 7110A
Folger Adams: —
Rutherford: 7108
Trine: 2002-WR
HES: 7002

ELECTRIC STRIKES



1505 SERIES STRIKES

The 1505 series strikes have a 1-1/4" x 5-7/8" side mounted faceplates and are for use in wood jambs with mortise or cylindrical locksets. For commercial or residential, new or retrofit uses. The 1505 strike is fail secure.



Non-Fail Safe (Normally Locked)

RF-1505-01 8-16VAC/3-6VDC*

RF-1505-08 US26D 24VAC or 24VDC**

*VAC/VDC intermittent.

**VDC is intermittent or continuous. VAC is intermittent.

STANDARD FEATURES:

- Zinc/Aluminum alloy faceplate
- Frame type: Wood
- Corrosion-resistant case and moving parts
- Tamper strength test: 1000 lbs
- Cycle test: 500,000 cycles
- Keeper depth: 5/8" maximum latch projection possible with 1/8" door/frame clearance - 3/4"
- Strike depth: 1.43" overall
- Reversible—Non-handed.
- 36-month limited warranty**

FINISHES:

US-4 Satin Brass

US-26D Satin Chrome

Strike Cross Reference

Adams Rite: —
Folger Adams: —
Rutherford: 15BS
Trine: —
HES: —

1509 SERIES STRIKES

The 1509 series strikes faceplates are 1-7/16" x 7-15/16" and are for use in aluminum, hollow metal or wood jambs with cylindrical locksets. For commercial or residential, new or retrofit uses. The 1509 strike is fail secure.



Non-Fail Safe (Normally Locked)

RF-1509-01 8-16VAC/3-6VDC*

RF-1509-08 24VAC or 24VDC**

*VAC/VDC intermittent.

**VDC is intermittent or continuous. VAC is intermittent.

STANDARD FEATURES:

- Zinc/Aluminum alloy faceplate
- Frame type: Hollow Metal, Aluminum or wood
- Corrosion-resistant case and moving parts
- Tamper strength test: 1000 lbs
- Cycle test: 500,000 cycles
- Keeper depth: 5/8" maximum latch projection possible with 1/8" door/frame clearance - 3/4"
- Strike depth: 1.43" overall
- Reversible—Non-handed.
- 36-month limited warranty**

FINISHES:

US-28 Satin Aluminum

Strike Cross Reference


Adams Rite: —
Folger Adams: —
Rutherford: —
Trine: 002
HES: —

ELECTRIC STRIKES



1450 SERIES HIGH SECURITY STRIKES

The High Security 1450 series strikes have ANSI faceplates (1-1/4" x 4-7/8") and are for use in hollow metal and aluminum jambs with mortise or cylindrical locksets. For commercial or residential, new or retrofit uses. The 1450 strike is fail secure.



Non-Fail Safe (Normally Locked)

RF-1450-05 12VAC or 12VDC*

RF-1450-08 24VAC or 24VDC*

*VDC is intermittent or continuous.

VAC is intermittent.

STANDARD FEATURES:

- Stainless steel ANSI faceplate
- Frame type: Hollow metal or aluminum
- Corrosion-resistant case and moving parts
- Tamper strength test: 1700 lbs
- Cycle test: 500,000 cycles
- Keeper depth: 5/8" maximum latch projection possible with 1/8" door/frame clearance - 3/4"
- Strike depth: 1.50" overall
- Reversible—Non-handed.
- Fully tamper proof horizontal adjustment
To compensate for misalignment and warpage
- ANSI/BHMA A156.5 (1-1/4" x 4-7/8") fit cutout specification A115.1 (with slight jamb modification)
- 36-month limited warranty**


FINISHES:

US-32D Satin Stainless

Strike Cross Reference

Adams Rite:	—
Folger Adams:	712
Rutherford:	2114/4114
Trine:	EN400
Von Duprin:	6211
HES:	7001

TRANSFORMERS



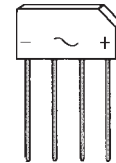
RF-9112

Plug-in transformer, input: 120 VAC; output: 12 VAC/1.0 amp.

RF-9124

Plug-in transformer, input: 120 VAC; output: 24 VAC/.42 amp.

RECTIFIER



RF-1005

Rectifier 3/4" x 25/64" x 3/16" (19 x 10 x 5 millimeters) for 8 to 24 VAC, max. 5 amps.



NEED A STRIKE NOT SHOWN???

Let us know. We can special order any Rofu product that you may need.

Call for price and delivery.

ELECTRIC STRIKES

LIGHT COMMERCIAL 00 SERIES



FEATURES:

- Durability — 500,000 life cycles
- Holding force — 1000 lbs
- Only **ONE** moving part in locking mechanism
- Non handed operation
- Heavy duty latch spring
- Fail secure-standard action (unlocks with power)

ELECTRICAL:

Voltage	Current/Amps	Duty
8-16VAC/4-6VDC	1.3/2.7 Amps	Intrm
12VDC	.40 Amps	Intrm/Cont
24VAC	1.4 Amps	Intrm
24VDC	.19 Amps	Intrm/Cont

APPLICATION:

For use in new or replacement installations in wood and metal jambs. For use with locksets having up to 5/8" throw, based on 1/8" door gap.

SPECIFICATIONS:

- Face plate 5-7/8" x 1-1/4"
- Mortise Backset 1-9/16"
- Cavity Depth 1/2"
- Cavity Width 9/16"
- Cavity Height 1-1/2"

FINISHES:

Brass-Powder Coated
Satin Chrome

Stock No.

TR-001

Fail Secure

Finish

Brass

Voltage

4-6VDC/8-16VAC

TR-001C

Fail Secure

Satin Chrome

4-6VDC/8-16VAC

TR-001 RS

Fail Safe

Brass


24VDC

TR-001C RS

Fail Safe

Satin Chrome

24VDC



APPLICATION:

For use in new or replacement installations in wood and metal jambs. Auxiliary lever ramps for use with locksets which contain dead locking levers. For use with locksets having up to 5/8" throw, based on 1/8" door gap.

SPECIFICATIONS:

- Face plate 7-15/16" x 1-7/16"
- Auxiliary Ramp 2-7/8"
- Mortise Backset 1-9/16"
- Cavity Depth 1/2"
- Cavity Width 9/16"
- Cavity Height 1-1/2"

FINISHES:

Aluminum Powder Coated

Stock No.

TR-002

Fail Secure

Finish

Aluminum

Voltage

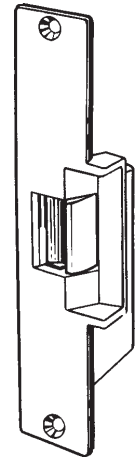
4-6VDC/8-16VAC

TR-002 RS

Fail Safe

Aluminum

24VDC



APPLICATION:

For surface mount installations on wood or metal jambs for inswinging applications with surface mount. Use with locksets and night latches having up to 5/8" throw, based on 1/8" door gap. When mounted on a pair of doors, strike is mounted to the inactive leaf.

SPECIFICATIONS:

- Surface Mount
- Case 4-11/16" x 1-1/4"
- Cavity Depth 1/2"
- Cavity Width 9/16"
- Cavity Height 1-1/2"

FINISHES:

Silver Molded Cover

Stock No.

TR-003

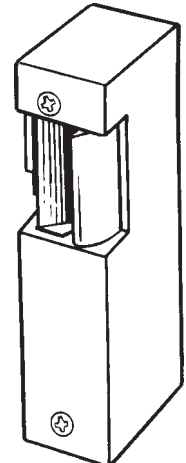
Fail Secure

Finish

Silver

Voltage

4-6VDC/8-16VAC



ELECTRIC STRIKES

LIGHT COMMERCIAL 00 SERIES-(cont'd)



FEATURES:

- Durability — 500,000 life cycles
- Holding force — 1000 lbs
- Only **ONE** moving part in locking mechanism
- Non handed operation
- Heavy duty latch spring
- Fail secure-standard action (unlocks with power)

ELECTRICAL:

Voltage	Current/Amps	Duty
8-16VAC/4-6VDC	1.3/2.7 Amps	Intm
12VDC	.40 Amps	Intm/Cont
24VAC	1.4 Amps	Intm
24VDC	.19 Amps	Intm/Cont

APPLICATION:

For use in new or replacement installations in wood jambs. Use with locksets with individual dead bolts. **Dead bolts cannot be released electrically.** For use with locksets having up to 5/8" throw, based on 1/8" door gap.

SPECIFICATIONS:

- Face plate 6-1/4" x 1-3/8"
- Deadbolt knockouts top & bottom 1-11/16" x 9/16"
- Mortise Backset 2-3/4"
- Cavity Depth 1/2"
- Cavity Width 9/16"
- Cavity Height 1-1/2"

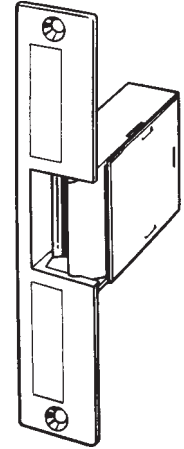
FINISHES:

Brass-Powder Coated

Stock No.
TR-004

Fail Secure **Finish**
Brass

Voltage
4-6VDC/8-16VAC



APPLICATION:

For use in replacement installations in wood jambs and iron gates. For use with bored cylindrical locksets having up to 5/8" throw, based on 1/8" door gap.

SPECIFICATIONS:

- Face plate 3-1/2" x 1-3/8"
- Mortise Backset 2-3/4"
- Cavity Depth 1/2"
- Cavity Width 9/16"
- Cavity Height 1-1/2"

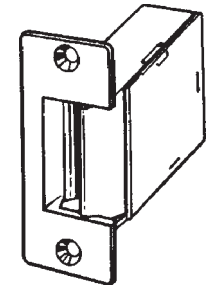
FINISHES:

Brass-Powder Coated
Satin Chrome

Stock No.
TR-005
TR-005C

Fail Secure **Finish**
Brass
Fail Secure Satin Chrome

Voltage
4-6VDC/8-16VAC
4-6VDC/8-16VAC



APPLICATION:

For use in replacement installations in wood jambs and iron gates. For use with bored cylindrical locksets having up to 3/4" throw, based on 1/8" door gap.

SPECIFICATIONS:

- Face plate 3-1/2" x 1-3/8"
- Mortise Backset 2-7/8"
- Cavity Depth 5/8"
- Cavity Width 23/32"
- Cavity Height 1-1/2"

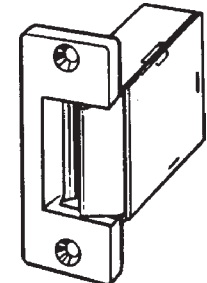
FINISHES:

Brass-Powder Coated
Satin Chrome

Stock No.
TR-S005
TR-S005C

Fail Secure **Finish**
Brass
Fail Secure Satin Chrome

Voltage
4-6VDC/8-16VAC
4-6VDC/8-16VAC



ELECTRIC STRIKES

LIGHT COMMERCIAL 00 SERIES-(cont'd)



FEATURES:

- Durability — 500,000 life cycles
- Holding force — 1000 lbs
- Only **ONE** moving part in locking mechanism
- Non handed operation
- Heavy duty latch spring
- Fail secure-standard action (unlocks with power)

ELECTRICAL:

Voltage	Current/Amps	Duty
8-16VAC/4-6VDC	1.3/2.7 Amps	Intrm
12VDC	.40 Amps	Intrm/Cont
24VAC	1.4 Amps	Intrm
24VDC	.19 Amps	Intrm/Cont

APPLICATION:

For surface mount installations on metal or wood jambs, for inswinging applications. For use with locksets or night latches having up to 5/8" throw, based on 1/8" door gap. When mounted on a pair of doors, strike is mounted to the inactive leaf.

SPECIFICATIONS:

- Face plate 2-1/8" x 1-3/16"
- Surface mounted
- Die cast housing
- Cavity Depth 1/2"
- Cavity Width 1/2"
- Cavity Height 1-1/2"

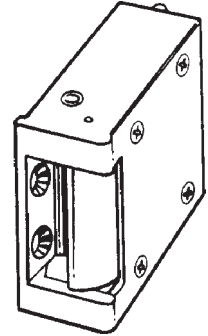
FINISHES:

Brass-Powder Coated

Stock No.
TR-006

Fail Secure **Finish**
Brass

Voltage
4-6VDC/8-16VAC



APPLICATION:

For use in new or replacement installations in wood jambs. For use with locksets having up to 3/4" throw, based on 1/8" door gap.

SPECIFICATIONS:

- Face plate 4-7/8" x 1-1/4"
- Mortise Backset 2-7/8"
- Cavity Depth 5/8"
- Cavity Width 3/4"
- Cavity Height 1-1/2"

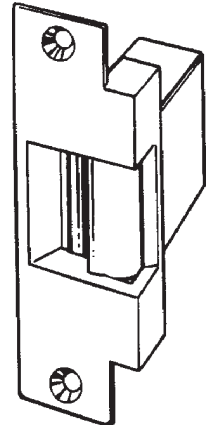
FINISHES:

Brass-Powder Coated
Satin Chrome

Stock No.
TR-007
TR-007C
TR-007 RS
TR-007C RS

Fail Secure **Finish**
Brass
Fail Secure Satin Chrome
Fail Safe Brass
Fail Safe Satin Chrome

Voltage
4-6VDC/8-16VAC
4-6VDC/8-16VAC
24VDC
24VDC



ELECTRIC STRIKES

LIGHT COMMERCIAL 01 SERIES



FEATURES:

- Durability — 300,000 life cycles
- Holding force — 1200 lbs
- Solid brass locking system
- Cast steel latch
- Heavy duty latch spring
- Solenoid Actuated

ELECTRICAL:

Voltage	Current/Amps	Duty
10-16VAC	.60-.90 Amps	Intrm
6-12VDC	.50-1.0 Amps	Intrm
24VAC	.42 Amps	Intrm
24VDC	.20 Amps	Intrm/Cont

APPLICATION:

For use in new or replacement installations in metal jambs. For use with locksets having up to 5/8" throw, based on 1/8" door gap.

SPECIFICATIONS:

- Face plate 4-7/8" x 1-1/4"
- Mortise Backset 1-5/8"
- Cavity Depth 9/16"
- Cavity Width 9/16"
- Cavity Height 1-1/2"

FINISHES:

Brass-Powder Coated
Satin Chrome

Stock No.

TR-012

Fail Secure

Finish

Brass

Voltage

6-12VDC/10-16VAC

TR-012C

Fail Secure

Satin Chrome

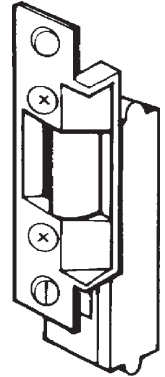
6-12VDC/10-16VAC

TR-012C RS

Fail Safe

Satin Chrome

24VDC



FEATURES:

- Miniature design
- Die cast case
- Solid cast latch - chrome plated
- Non handed
- Heavy duty latch spring

ELECTRICAL:

Voltage	Current/Amps	Duty
10-16VAC	1.5-2.7 Amps	Intrm
12VDC	.184 Amps	Intrm/Cont
24VAC	.895 Amps	Intrm
24VDC	.100 Amps	Intrm/Cont

APPLICATION:

For use in new or replacement installations in metal jambs. For use with locksets having up to 5/8" throw, based on 1/8" door gap.

SPECIFICATIONS:

- Face plate 2-3/4" x 1-1/8"
- Mortise Backset 1-1/4"
- Cavity Depth 1/2"
- Cavity Width 5/8"
- Cavity Height 1-1/8"
- ANSI 115.3 slight frame modification

FINISHES:

Brass-Powder Coated
Satin Chrome

Stock No.

TR-014

Fail Secure

Finish

Brass

Voltage

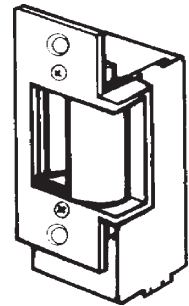
10-16VAC

TR-014C

Fail Secure

Satin Chrome

10-16VAC



APPLICATION:

For use in new or replacement installations in wood jambs. For use with locksets having up to 5/8" throw, based on 1/8" door gap.

SPECIFICATIONS:

- Face plate 5-7/8" x 1-1/8"
- Mortise Backset 1-1/4"
- Cavity Depth 1/2"
- Cavity Width 5/8"
- Cavity Height 1-1/8"

FINISHES:

Brass-Powder Coated
Satin Chrome

Stock No.

TR-014W

Fail Secure

Finish

Brass

Voltage


10-16VAC

TR-014WC

Fail Secure

Satin Chrome

10-16VAC



©ZIPF LOCK COMPANY

ELECTRIC STRIKES

PREMIUM AXION EN SERIES - GRADE 1



FEATURES:

- Durability — 1,000,000 life cycles
- Holding force — 2000 lbs **UL Tested**
- BHMA 156.31 2001, **GRADE 1**
- UL Listed 10C-fire rated class A, 3-hour, single swing door (except EN 800 & 850)
- UL Listed 1034-burglary resistant locking mechanism for **indoor** or **outdoor** use
- All stainless steel construction
- Field adjustable left or right handing (except EN430 & 435 models)

- Units install flush with face of the frame for a truly asthetic look
- Fail Secure/Fail Safe field reversible on DC units (except EN 430 & 435 models)

ELECTRICAL:

Voltage	Current/Amps	Duty
12VAC	.70 Amps	Intm
24VAC	.37 Amps	Intm
12VDC	.28 Amps	Intm/Cont
24VDC	.15 Amps	Intm/Cont

APPLICATION:

For use in new or replacement installations in wood or metal jambs. For use with mortise exit devices, mortise locks without dead bolts and cylindrical locksets having up to 7/8" throw, based on 1/8" door gap.

SPECIFICATIONS:

- Face plate 4-7/8" x 1-1/4"
- Mortise Backset 1-11/16"
- Cavity Depth 7/8"
- Cavity Width 3/4" (latch shim kit provided)
- Cavity Height 1-1/2"
- ANSI 115.1 slight frame modification

FINISHES:

32D Satin Stainless Steel

Stock No.

TR-EN400

Fail Secure/Safe

Finish

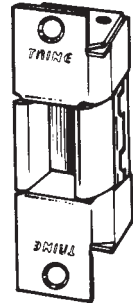
Satin Stainless

Voltage

12 VDC or 24VDC

Specify voltage

Fail Secure/Fail Safe field reversible on DC units. NOT UL Listed when Fail Safe .



APPLICATION:

For use in new or replacement installations in metal jambs. For use with mortise lock latchbolts with up to 7/8" throw without the need of relocating the centerline. Based on 1/8" door gap.

SPECIFICATIONS:

- Face plate 4-7/8" x 1-1/4"
- Cavity centerline offset 1"**
- Mortise Backset 1-3/4"
- Cavity Depth 7/8"
- Cavity Width 1" (latch shim kit provided)
- Cavity Height 1-1/2"
- ANSI 115.1 slight frame modification

FINISHES:

32D Satin Stainless Steel

Stock No.

TR-EN430

Fail Secure

Finish

Satin Stainless

Voltage

12 VDC or 24VDC

Specify voltage

Specify handing: LH or RH



APPLICATION:

For use in new or replacement installations in metal jambs. For use with mortise lock latchbolts with up to 7/8" throw without the need of relocating the centerline. Based on 1/8" door gap.

SPECIFICATIONS:

- Face plate 4-7/8" x 1-1/4"
- Cavity centerline offset 3/4"**
- Mortise Backset 1-3/4"
- Cavity Depth 7/8"
- Cavity Width 1" (latch shim kit provided)
- Cavity Height 1-1/2"
- ANSI 115.1 slight frame modification

FINISHES:

32D Satin Stainless Steel

Stock No.

TR-EN435

Fail Secure

Finish

Satin Stainless

Voltage

12 VDC or 24VDC

Specify voltage

Specify handing: LH or RH



ELECTRIC STRIKES

PREMIUM AXION EN SERIES - GRADE 1



FEATURES:

- Durability — 1,000,000 life cycles
- Holding force — 2000 lbs **UL Tested**
- BHMA 156.31 2001, **GRADE 1**
- UL Listed 10C-fire rated class A, 3-hour, single swing door (except EN 800 & 850)
- UL Listed 1034-burglary resistant locking mechanism for **indoor** or **outdoor** use
- All stainless steel construction
- Field adjustable left or right handing (except EN430 & 435 models)

- Units install flush with face of the frame for a truly asthetic look
- Fail Secure/Fail Safe field reversible on DC units (except EN 430 & 435 models)

ELECTRICAL:

Voltage	Current/Amps	Duty
12VAC	.70 Amps	Intrm
24VAC	.37 Amps	Intrm
12VDC	.28 Amps	Intrm/Cont
24VDC	.15 Amps	Intrm/Cont

APPLICATION:

For use in new or replacement installations in wood or metal single door frames. For use with surface mounted rim exit device with up to 1" throw. **3/4" thick face plate.**

SPECIFICATIONS:

- Face plate 9" x 1-11/16" x 3/4"
- Semi-Mortise Backset 1-1/4"
- 45° beveled face plate
- Auxiliary ramp 3-3/8"
- 1/8" horizontal adjustment on mechanism
- 1/4" horizontal adjustment on face plate mounting holes
- Cavity Depth 1-1/8"
- Cavity Width 3/4"
- Cavity Height 1-1/2"

Stock No.

TR-EN800 Fail Secure/Safe

Specify voltage

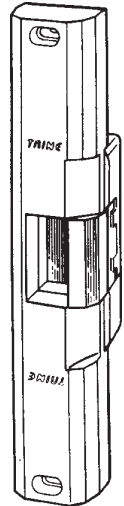
Finish

Satin Stainless

Voltage

12 VDC or 24VDC

Fail Secure/Fail Safe field reversible on DC units. NOT UL Listed when Fail Safe .



APPLICATION:

For use in new or replacement installations in wood or metal single door frames. For use with surface mounted rim exit device with up to 1" throw. **1/2" thick face plate.**

SPECIFICATIONS:

- Face plate 9" x 1-11/16" x 1/2"
- Semi-Mortise Backset 1-1/4"
- 45° beveled face plate
- Auxiliary ramp 3-3/8"
- 1/8" horizontal adjustment on mechanism
- 1/4" horizontal adjustment on face plate mounting holes
- Cavity Depth 1-1/8"
- Cavity Width 3/4"
- Cavity Height 1-1/2"

Stock No.

TR-EN850 Fail Secure/Safe

Specify voltage

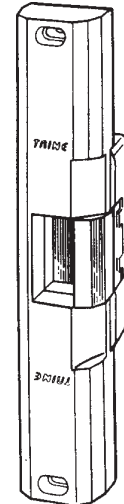
Finish

Satin Stainless

Voltage

12 VDC or 24VDC

Fail Secure/Fail Safe field reversible on DC units. NOT UL Listed when Fail Safe .



ELECTRIC STRIKES

PREMIUM AXION EN SERIES - GRADE 1



FEATURES:

- Durability — 1,000,000 life cycles
- Holding force — 2000 lbs **UL Tested**
- BHMA 156.31 2001, **GRADE 1**
- UL Listed 10C-fire rated class A, 3-hour, single swing door (except EN 800 & 850)
- UL Listed 1034-burglary resistant locking mechanism for **indoor** or **outdoor** use
- All stainless steel construction
- Field adjustable left or right handing (except EN430 & 435 models)

- Units install flush with face of the frame for a truly asthetic look
- Fail Secure/Fail Safe field reversible on DC units (except EN 430 & 435 models)

ELECTRICAL:

Voltage	Current/Amps	Duty
12VAC	.70 Amps	Intrm
24VAC	.37 Amps	Intrm
12VDC	.28 Amps	Intrm/Cont
24VDC	.15 Amps	Intrm/Cont

APPLICATION:

For use in new or replacement installations in wood or metal jambs. For use with mortise exit devices, mortise locks without dead bolts, and cylindrical locksets having up to 7/8" throw, base on 1/8" door gap.

EN950 replaces Folger Adams® 310-2 cutout

SPECIFICATIONS:

- Face plate 9" x 1-3/8"
- Mortise Backset 1-11/16"
- Auxiliary ramp 3-3/4"
- Cavity Depth 7/8"
- Cavity Width 3/4"(latchshimkitprovided)
- Cavity Height 1-1/2"
- 9" stiffener plate provided for laminated reinforcement

Stock No.

TR-EN950 Fail Secure/Safe

Finish

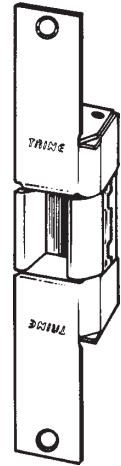
Satin Stainless

Voltage

12 VDC or 24VDC

Specify voltage

Fail Secure/Fail Safe field reversible on DC units. NOT UL Listed when Fail Safe .



FINISHES:

32D Satin Stainless Steel

APPLICATION:

For use in new or replacement installations in wood or metal jambs. For use with mortise rim exit devices, mortise locks without dead bolts, and cylindrical locksets having up to 7/8" throw, base on 1/8" door gap.

EN960 replaces Folger Adams® 310-2 3/4 cutout

SPECIFICATIONS:

- Face plate 9" x 1-3/8"
- Mortise Backset 2"
- Auxiliary ramp 3-3/4"
- Cavity Depth 7/8"
- Cavity Width 3/4"(latchshimkitprovided)
- Cavity Height 1-1/2"
- 9" stiffener plate provided for laminated reinforcement

Stock No.

TR-EN960 Fail Secure/Safe

Finish

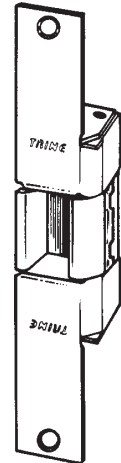
Satin Stainless

Voltage

12 VDC or 24VDC

Specify voltage

Fail Secure/Fail Safe field reversible on DC units. NOT UL Listed when Fail Safe .



FINISHES:

32D Satin Stainless Steel

ELECTRIC STRIKES

PREMIUM AXION 3000 SERIES - GRADE 2



FEATURES:

- Durability — 500,000 life cycles
- Holding force — 1200 lbs
- BHMA 156.31 2001, GRADE 2 (factory tested)
- Dynamic force 70ft/lb
- Solid cast stainless steel latch
- Micro solenoid assembly
- Non handed (except 3458)
- Latch spacer increases cavity depth 1/16"

ELECTRICAL:

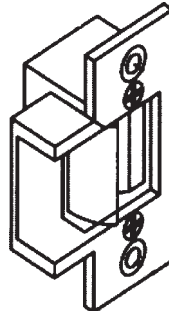
Voltage	Current/Amps	Duty
12VDC	.48 Amps	Intm
24VDC	.24 Amps	Intm

Above specs are for non "LC" strikes

The 3000 Series is available in the convenient modular system, which allows the flexibility of stock the mechanism and faceplates separately.

Mechanism Body Only-Fail Secure—

Stock No.	Voltage	Function
TR-30LC*	12-24AC/DC	Continuous
TR-3012	12DC	Intermittent
TR-3024	24DC	Intermittent



- Mortise Backset 1"
- Cavity Depth 1/2"
- Cavity Width 5/8"
- Cavity Height 1-1/8"

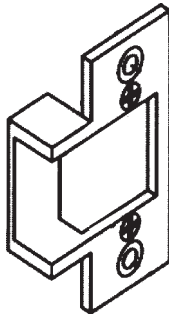
Mechanism Body Only-Fail Safe—

Stock No.	Voltage	Function
TR-30RS*	12-24AC/DC	Continuous

Shown with TR-234 faceplate. Order faceplates separately.

*LC models have line conditioner module to regulate voltage. It regulates input voltages, 12-24 AC or DC, and conditions the output for the pull in activation period. Then reduces holding voltage output for continuous operation.

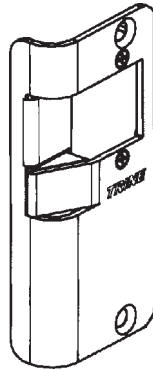
FACEPLATES (SOLD SEPARATELY)



TR-234 US-4, 10B, 26D

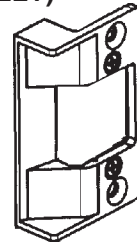
For use in new or replacement installation in metal frames. Use with cylindrical locksets having up to 5/8" throw, based on 1/8" door gap. ANSI 2-3/4 standard. Face plate 2-3/4" x 1-1/8"

- FINISHES:**
- 4 Satin Brass
 - 10B Dark Bronze (powder coat)
 - 26D Satin Chrome
 - 32D Satin Stainless Steel




TR-458 US-10B, 32D Specify Hand RH or LH

For use in new or replacement installation in aluminum frames. Replaces Adams Rite® 4730/4501 strike plate with slight frame modification. 70% less cutting of the frame. Fills the frame prep of the Adams Rite® MS locks without the need to relocate tabs for 6-5/8 or 6-7/8 electric strikes. Face plate 4-5/8" x 1-9/16"



TR-258 US-10B, 26D

For use in new or replacement installation in aluminum frames. Use with 4510, 4710 & 4750 Adams Rite® deadlatches. Replaces 4502 strike plate with slight frame modification. 60% less cutting of frame when compared to typical 4-7/8" electric strike installations. Face plate 2-5/8" x 1-9/16"



TR-478 US-4, 10B, 32D

For use in new or replacement installation in wood, metal or aluminum frames. Use with cylindrical locksets having up to 5/8" throw, based on 1/8" door gap. 60% less cutting of frame face for ANSI 4-7/8" pre-prep frames. Face plate 4-7/8" x 1-1/4"



TR-334 US-4, 26D

For use in new or replacement installations in wood frames. For use with cylindrical locksets having up to 5/8" throw, based on 1/8" door gap. Face plate 3-3/4" x 1-1/4"

ELECTRIC STRIKES

ADJUSTABLE 2000 SERIES



APPLICATION:

For use in new or replacement installations in hollow metal or aluminum frames. Use with locksets having up to 5/8" throw, based on 1/8" door gap. **Allows adjustment for wider latch bolts & poorly aligned doors & locksets.**

SPECIFICATIONS:

- Durability — 500,000 cycles
- Holding force — 900 lbs
- 1/8" horizontal latch adjustment
- Releases under door pre-load
- Steel Face plate 4-7/8" x 1-1/4"
- Auxiliary Ramp 3-3/8"
- Mortise Backset 1-9/16"
- Cavity Depth 9/16"
- Cavity Width 5/8"
- Cavity Height 1-11/16"

FINISHES:


- 4 Satin Brass

Stock No.
TR-2012 4

Fail Secure **Finish**
Fail Secure Satin Brass

Voltage
16-24AC/DC

*Adjustable the strike...
not the door*



PREMIUM AXION 4800 SERIES- GRADE 1

APPLICATION:

For use in new or replacement installations in wood or metal single door frames. Use with surface mounted rim exit device with up to 1" throw.

SPECIFICATIONS:

- Durability — 1,500,000+ cycles.
- Holding force — 3000+ lbs.
- BHMA 156.31 2001, Grade 1.
- No frame cutting.
- Surface mounting, only 3 holes to drill.
- Anchoring system. Optional 4 pin anchoring system provides additional support.
- One piece locking mechanism.
- Stainless steel construction.
- Fail Secure/Fail Safe field selectable.
- Supplied with a 1/8" steel spacer.
- Built in LC unit. 12 thru 24 AC/DC operating voltage along with surge and kickback protection.
- Simply connect 2 wires and your set.
- Size: 9" x 1-3/4" x 3/4".

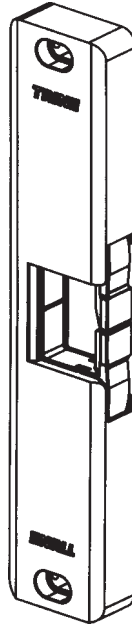
FINISHES:

- 32D Satin Stainless Steel

ELECTRICAL:

Voltage	Pull In/Hold Amps	Duty
12VAC	.509/.181	Intrm/Cont
16VAC	.402/.149	Intrm/Cont
24VAC	.215/.087	Intrm/Cont
12VDC	.566/.217	Intrm/Cont
24VDC	.253/.099	Intrm/Cont

Sound = Silent.



TR-4800 32D

ELECTRIC STRIKES

LIGHT COMMERCIAL 1000 SERIES



APPLICATION:

For use in new or replacement installations in metal or wood jambs. Use with locksets having up to 5/8" throw, based on 1/8" door gap.


SPECIFICATIONS:

- Durability — 500,000 cycles
- Holding force — 1000 lbs
- Releases under door pre-load
- Steel Face plate 5-7/8" x 1-1/4"
- Narrow style face plate
- Mortise Backset 1-1/2"
- Cavity Depth 9/16"
- Cavity Width 9/16"
- Cavity Height 1-11/16"


FINISHES:

B Brass-powder coated

<u>Stock No.</u>	<u>Finish</u>	<u>Voltage</u>
TR-1001-2B	Fail Secure Brass-powder coated	14-24AC/DC




ELECTRIC STRIKE ACCESSORIES




TRANSFORMER

TR-522 (122B)
LOCK NUT TYPE (AC)-
For standard 1/2" knock-
outs. 120 Volt primary
AC. 16Volts-10VA. UL
Listed.




TRANSFORMER

TR-525 (125B)
CLAMP-ON TYPE(AC)-
Equipped with convenient
screw-bracket mounting
clamp for standard 1/2"
knockouts. 120 volt pri-
mary. Tri-Volt: 8-16-24 V.
10-10-20 VA. UL Listed.



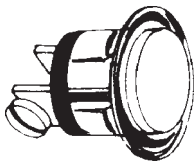
TRANSFORMER

TR-5205
PLUG-IN TYPE TRI
VOLT(AC) - 120 volt pri-
mary AC. Tri-Volt: 8-16-
24 V. 10-10-20 VA.



SILICON RECTIFIER

TR-SR1
For silent operation AC/
DC electric strikes. For
AC power supplies up to
27 volt AC 1 amp. Use for
normally locked, fail se-
cure type electric strikes.



PUSH BUTTONS

<u>Stock No.</u>	<u>Finish</u>
TR-45A	Silver Rim
TR-45G	Gold Rim

UNLIGHTED-5/8" diameter.



PUSH BUTTONS

<u>Stock No.</u>	<u>Finish</u>
TR-71A	Silver Rim
TR-71G	Gold Rim

UNLIGHTED—
2-3/4" L x 1"W x 3/4"H.

ACCESSORIES FOR PREMIUM AXION EN SERIES—

- ***TR-BZ-12** Audible buzzer for 12DC operation
- ***TR-BZ-24** Audible buzzer for 24DC operation
- TR-EN-CA-12AC** Interchangeable coil assembly
- TR-EN-CA-24AC** Interchangeable coil assembly

*Not for use on "LC" models