


DOOR STOPS & BUMPERS

CAL-ROYAL



CR-DH25
US3, 26D, DURO
4" Zinc Diecast Drop
Down Door Holder

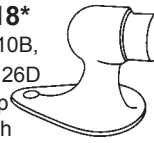


CR-DSHP18
US-3, 26D
Solid Brass Dome
Stop, High Profile.
1-3/4" diameter, 1/2"
thick base.



CR-DSLP4
US3, 4, 10B,
26, 26D
Solid Brass Dome
Stop, Low Profile.
1-3/4" diameter, 1/8"
thick base.

CR-GS118*
US3, 4, 10, 10B,
15, 15A, 26, 26D
Door Stop
2-1/8" high



*w/hanger bolt & wood screw; stud w/
expansion shield; Machine Screw & anchor

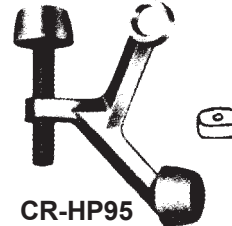
CR-GS119*
US3, 4, 10, 10B,
15, 15A, 26, 26D
Door Stop
2-7/8" high




CR-SBDH5
US3, 10, 10B, 26, 26D
5" Solid Brass Kick
Down Door Holder.
Base 7/8" x 1-3/4"
(Ives #455)



CR-HDFS3
US3, 5, 10B, 15, 15A, 26
3-1/8" Heavy Duty Flexible Door
Stop with screw and metal base



CR-HP95
US-3, 5, 15, 15A, 26
Hinge Pin Stop w/nylon
bushing.



CR-JHP11
US-3, 5, 15, 15A, 26
Jumbo Hinge Pin
Door Stop w/nylon
bushing.



CR-FS89
US3, 5, 15, 15
3" Flexible Door Stop with
fixed screw. Die cast base,
One piece style.




CR-RS92
US3, 5, 10B, 15, 15A, 26,
26D
3" Cast Rigid Door Stop
w/molded screw



CR-SOFS3
US3, 5, 15A, 26
3" Heavy Duty
Flexible Snap on
Door Stop-3 pcs
(Ives #060)




CR-SBRS3
US3, 10B, 15A, 26
3" Solid Brass Rigid
Door Stop
(Ives #64)



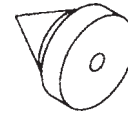
CR-CONWB42
US3, 32D
Convex Wall Stop
2-1/2" Diameter
Projection: 1-3/16",
Toggle & RP.



CR-SWB
US3, 10B, 26, 26D
Solid Brass Wall
Convex Stop.
1" diameter, 1/2"
projection
(Ives #404)



CR-WB26
US3, 10, 10B, 15A, 26, 32D
Concave Wall Stop.
2-1/2" diameter.
Projection: 1-3/16"
Toggle & RP



CR-DSM21
Rubber Door Silencer.
1/2" Dia. 11/16"
Length. For metal
frames
(Sold in bags of 100)

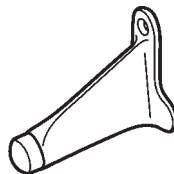


CR-DSW85
Rubber Door Silencer.
3/8" x 3/4" Base, 3/4"
length. For wood
frames
(Sold in bags of 100)

605, 613 discontin-
ued. Call for
closeout price.



DJ-1490
Finishes: 605, 613, 626
Material: Cast Brass. 3-3/4" projec-
tion. **Fastener:** WS, MS, & Plastic
Anchors.



DJ-1492
Finishes: 626
Material: Cast Brass. 3-3/4" projec-
tion. **Fastener:** WS, MS, Exp Shield.



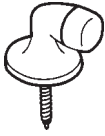
DJ-1508
Finishes: 605, 609, 619, 620, 625
Spring Base. 3" projection.

DON-JO

ZIPF LOCK COMPANY

DOOR STOPS & BUMPERS

DON-JO



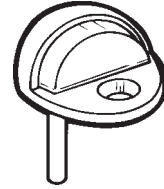
DJ-1430

Finishes: 605, 613, 619, 620, 626
Material: Cast Brass. Base: 1-1/4",
 Height: 1-5/16"



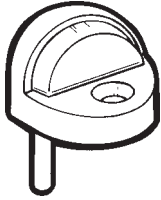
DJ-1432

Finishes: 605, 613, 619, 620, 626
Material: Cast Aluminum. Base: 1-1/4",
 Height: 1-5/16". ANSI L32181.



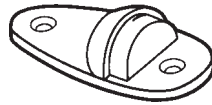
DJ-1440

Finishes: 605, 613, 619, 620, 625, 626
Material: Cast Brass. Low Style. 1/4" h
 x 1-5/8" diam. base. Fastener: WS, MS,
 Exp. Shield & Plastic Anchor. ANSI
 L12141.




DJ-1442

Finishes: 605, 613, 619, 620, 625, 626
Material: Cast Brass. High Style. 1/2" h
 x 1-5/8" diam. base. Fastener: WS,
 MS, Exp. Shield & Plastic Anchor.
 ANSI L12161.



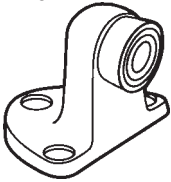
DJ-1443

Finishes: 605, 613, 626
Material: Cast Brass. 1" h x 3/16"
 base thickness. Fastener: WS, MS,
 Exp. Shield & Plastic An-chor. ANSI
 L02141.



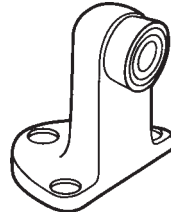
DJ-1444

Finishes: 605, 613, 626
Material: Cast Brass. 1-3/8" h x 1/2"
 base thickness. Fastener: WS, MS,
 Exp. Shield & Plastic Anchor. ANSI
 L02161.



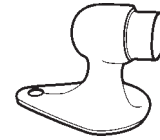
DJ-1448

Finishes: 605, 613, 626
Material: Cast Brass. 1-5/8" projec-
 tion. 2-1/4" x 1-5/8" base. Fastener:
 W/S & Exp. Shield.



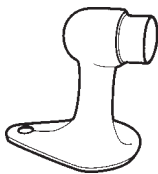
DJ-1449

Finishes: 605, 613, 626
Material: Cast Brass. 2-1/2" projec-
 tion. 2-1/4" x 1-5/8" base. Fastener:
 W/S & Exp. Shield.



DJ-1450

Finishes: 605, 613, 626
Material: Cast Brass, Projection: 2-1/8",
 Base: 2-5/8" x 1-5/8". Fastener: W/S &
 Exp. Shield. ANSI L12131

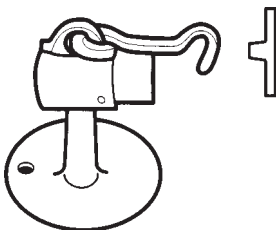
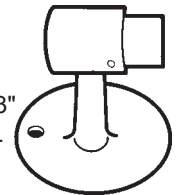


DJ-1452

Finishes: 605, 613, 626
Material: Cast Brass. Projection: 2-3/4",
 Base: 2-1/4" x 1-1/4". Fastener: W/S &
 Exp. Shield. ANSI: L12131.

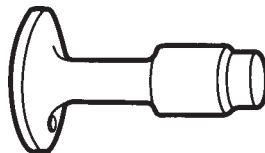
DJ-1471

Finishes: 605, 613, 626
Material: Cast Brass. 2-1/4" base, 3"
 projection. Fastener: WS, MS, Exp.
 Shield & Plastic Anchor.
 ANSI L12131.



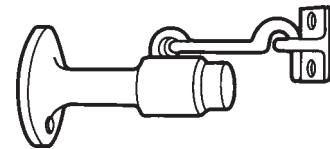
DJ-1473

Finishes: 605, 613, 626
Material: Cast Brass. 2-1/4" base,
 3" projection. Fastener: WS, MS,
 Exp. Shield & Plastic Anchor. ANSI
 L11371.



DJ-1475

Finishes: 605, 613, 626
Material: Cast Brass. 2-1/4" base,
 3-1/2" projection. Fastener: WS, MS,
 Exp. Shield & Plastic Anchor. ANSI
 L12021.



DJ-1477

Finishes: 605, 613, 626
Material: Cast Brass. 2-1/4" base,
 3-1/2" projection. Fastener: WS, MS,
 Exp. Shield & Plastic Anchor. ANSI
 L11351.

©ZIPF LOCK COMPANY

See page 320 for finish descriptions.


DOOR STOPS & BUMPERS

DON-JO



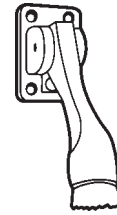
DJ-1455

Finishes: 626, BP
Material: Cast Aluminum. 4" projection.
Fastener: Sheet metal screws. ANSI L11382.



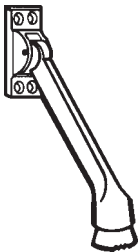
DJ-1465

Finishes: 605, 613, 625, 626
Material: Solid Brass. 4" projection. Fas-
tener: Sheet metal screws. ANSI L11382.



DJ-1466

Finishes: AL, BP
Material: Cast Iron. 4" projection. Fas-
tener: Sheet metal screws.



DJ-1467

Finishes: 605, 613, 626
Material: Solid Brass. 5" projection. Fas-
tener: Sheet metal screws. ANSI L11382.



DJ-1468

Rubber replacement tip.



DJ-1412

Finishes: 605, 613, 626
Material: Cast Brass. Diameter: 2-1/2".
ANSI L12101. Fastener: Plastic Anchor
 & Plastic Dry Wall Anchor.



DJ-1413

Finishes: 605, 613, 626
Material: Cast Brass. Diameter: 2-1/2".
ANSI L12251. Fastener: Plastic Anchor
 & Plastic Dry Wall Anchor.



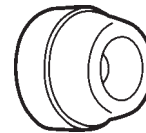
DJ-1400

Finishes: 605, 613, 625, 626
Material: Cast Brass.
Diameter: 1". ANSI L12101.
Fastener: Anchor & screw.



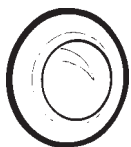
DJ-1401

Finishes: Gray
Material: Rubber. Diameter: 1-13/16".
Fastener: Adhesive.



DJ-1402

Finishes: 626
Material: Solid Brass. Diameter: 1-1/2".
Fastener: SMS & Plastic Anchor &
 Toggler.



DJ-1406

Finishes: 605, 613, 625, 630
Diameter: 2-1/2", Convex Design.
Material: Wrought. ANSI L22101,
 L52101. **Fastener:** Plastic Anchor &
 Plastic Dry Wall Anchor.



DJ-1407

Finishes: 605, 613, 619, 620, 625, 630
Diameter: 2-1/2", Concave Design.
Material: Wrought. ANSI L22251,
 L52251. **Fastener:** Plastic Anchor &
 Plastic Dry Wall Anchor



DJ-1410

Finishes: 626
Material: Cast Brass. Diameter: 3-7/8".
Fastener: M/S & Expansion Shield.

©ZIPF LOCK COMPANY

DOOR STOPS & BUMPERS

DOOR STOPS (Residential)—



Flexible Door Stops

Features:

- Utilizes heavy gauge spring to maintain rigid protections.
- Simple to install - only a screwdriver required.
- Rubber tip is replaceable (special order).
- Made from burnished wrought steel.
- Meets design requirements of ANSI/BHMA A156.16.
- Packed disassembled for quick installation.
- Projection: IV-060 3"; IV-061 4".



Stock No. (Specify Finish)

IV-060F 3" Projection

IV-061F 4" Projection

Finishes: 3, 5, 10B, 14

Base Door Stops

- Rubber tip is replaceable (special order).
- Projection: 3-1/8" on brass units. 3-3/16" on aluminum units.
- Made from solid brass, or aluminum.



Stock No. (Specify Finish)

IV-61A 3-3/16" Projection - Alum

Finishes: 3, 5, 10B, 14, 92

IV-61MB 3-1/8" Projection - Brass

Finishes: 3, 5, 10B, 15, 15A, 26, 26D

Hinge Pin Door Stop

- For use on hinged doors where the installation of a standard door stop is not desirable.
- Positive slip proof adjustment.
- Non-marring rubber tips.
- Removable bushings accommodate 1/4" to 5/16" diameter hinge pins.
- Easy installation - only a screwdriver required.
- Made from burnished wrought steel.
- Door Openings Adjustments: From 70° to 100°.



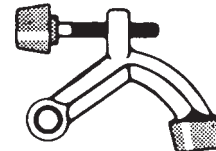
Stock No. (Specify Finish)

IV-69F 70° to 100° opening

Finishes: 3, 10B, 14, 15, 15A

Hinge Pin Door Stop

- For use on hinged doors where the installation of a standard door stop is not desirable.
- Designed for narrow trim installation.
- High quality rubber bumpers - shoulder on stud supports rubber through entire body for engineered cushioning.
- Replaceable, non-marring rubber tips (special order).
- Removable bushings accommodate 1/4" to 5/16" diameter hinge pins.
- Easy installation.
- Made from solid brass, aluminum or epoxy coated aluminum.
- Door Openings Adjustments: 85° to 125° opening



Stock No. (Specify Finish)

IV-70A Aluminum

Finishes: 3, 5, 10B, 14, 92, W

IV-70B Brass

Finishes: 3, 10B, 15, 15A, 26

FLOOR DOOR STOPS & HOLDERS—

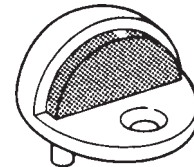
Dome Stop

- For doors without threshold.
- Heavy-Duty Cast Dome Stops constructed of brass, bronze or aluminum.
- Gray, non-marring rubber bumper.
- Packed with wood screw and plastic anchor. Specify Tampin (TPN) or lead expansion shield (LS), if required. - **Special order only.**
- Meets ANSI/BHMA 156.6, L12141 for brass or bronze and L32141 for aluminum.

• Overall Height
1"

• Base Height
3/16"

• Base Diameter
1-3/4" x 2" Oval



Stock No. (Specify Finish)

IV-FS436

Finishes: 3, 5, 10B, 15, 15A, 26, 26D, 28

©ZIPF LOCK COMPANY

See page 320 for finish descriptions.

317
(PL-26)

DOOR STOPS & BUMPERS

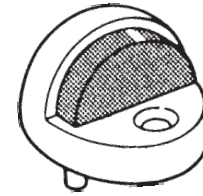
FLOOR DOOR STOPS & HOLDERS— (cont'd)



Dome Stop

- For doors with threshold or undercut doors.
- Heavy-Duty Cast Dome Stops constructed of brass, bronze or aluminum.
- Gray, non-marring rubber bumper.
- Packed with wood screw and plastic anchor, specify Tampin (TPN) or lead expansion shield (LS), if required. - **Special order only.**
- Meets ANSI/BHMA 156.6, L12141 for brass or bronze and L32141 for aluminum.

<u>Overall Height</u>	<u>Base Height</u>	<u>Base Diameter</u>
1-3/8"	9/16"	1-3/4" x 2" Oval



Stock No. (Specify Finish)

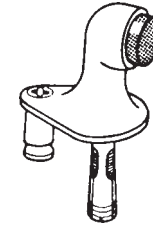
IV-FS438

Finishes: 3, 5, 10B, 15, 15A, 26, 26D, 28

Floor Stops

- Designed to blend well with all types of construction and provide a minimum of hindrance to cleaning efforts.
- Accommodates door undercut up to 1-1/2".
- Heavy-Duty cast brass or aluminum construction.
- Non-marring rubber bumper.
- Packed with expansion shield and tampin.
- Meets ANSI/BHMA 156.16, L12131 for brass and L32131 for aluminum.

<u>Overall Height</u>	<u>Base Height</u>	<u>Base Depth</u>
2-1/8"	2-7/8"	1-5/8"



Stock No. (Specify Finish)


IV-FS441

Finishes: 3, 10B, 15, 15A, 26, 26D

Floor Stops

- Burnished wrought steel.
- Soft, resilient gray rubber.
- For undercut doors up to 1-1/2".
- Packed with screws and plastic anchors.

<u>Overall Height</u>	<u>Base Size</u>
2-5/8"	1-1/2" W x 2-3/4" L



Stock No.

IV-FS434 2C

Finishes: 2C

Kick Down Holders

- Units provide simple hold and release, activated with a touch of the foot.
- Cast brass or aluminum construction.
- Non-marring rubber shoes have corrugated bottoms to provide secure grip and a shank which forms its own thread when screwed into threaded cavity of holder. When worn, shoes are easily replaced (special order).
- Door-to-floor clearances of 2" or less.
- Meets ANSI/BHMA 156.16, L11382 for brass and L31382 for aluminum.

<u>Door-to-Floor Clearance</u>	<u>Plate Height</u>	<u>Plate Width</u>
2" or less	1-3/4"	1-3/4"



Stock No. (Specify Finish)

IV-FS455

Finishes: 3, 3AL, 10B, 26D, 27/A92

Automatic Door Holders

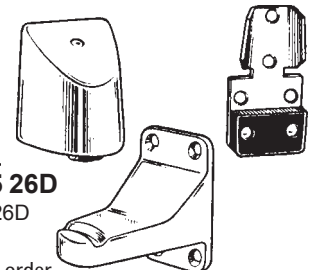
- Automatic door holders ideal for heavy-traffic situations that require a simple, Hold-Open device.
- Cast brass construction.
- Holds door 3-3/4" from wall.
- Recommended installation is holder on door and strike on wall.
- Holder position on door is adjustable.
- Holder is tapered to prevent "child riding".
- Meets ANSI/BHMA 156.16, L11291 for brass.

US3, 4, 10, 10B, 26 Available by special order

Stock No.

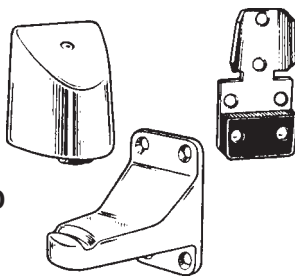
IV-FS495 26D

Finishes: 26D



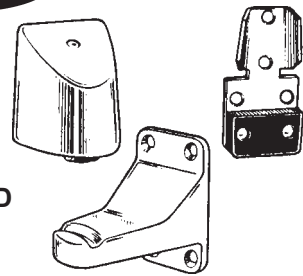
DOOR STOPS & BUMPERS

FLOOR DOOR STOPS & HOLDERS— (cont'd)



Stock No.
IV-FS496 26D
Finishes: 26D

US3, 4, 10, 10B, 26
Available by special order



Stock No.
IV-FS497 26D
Finishes: 26D

Automatic Door Holders

- Cast brass construction.
- For door to floor clearances of 3/8" maximum.
- Meets ANSI/BHMA 156.16, L11301 for brass.

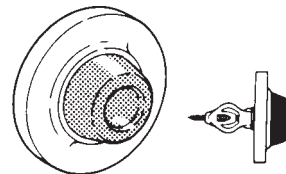
Automatic Door Holders

- Cast brass construction.
- For door to floor clearances of 1" maximum.
- Meets ANSI/BHMA 156.16, L11301 for brass.

WALL BUMPERS—

Concave Rubber Bumper

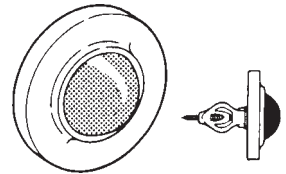
- Constructed in heavy-duty cast brass or aluminum base.
- Special retainer cup makes rubber tamper resistant.
- The IV-WS402CCV unit is designed with a concave rubber bumper which avoids damage to locks with projecting buttons and is packed with screw and drywall anchor.
- IV-WS402CCV meets ANSI/BHMA 156.16 L12251 for brass and L32251 for aluminum.
- Dimensions: Base Diameter: 2-1/2", Base Thickness: 3/8", Projection: 1"



Stock No. (Specify Finish)
IV-WS402-CCV
Finishes: 3, 5, 10B, 26, 26D, 28

Convex Rubber Bumper

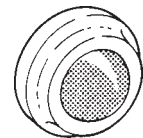
- Constructed in heavy-duty cast brass or aluminum base.
- Special retainer cup makes rubber tamper resistant.
- The IV-WS402CVX unit is designed with a convex rubber bumper packed with screw and drywall anchor.
- IV-WS402CVX meets ANSI/BHMA 156.16 L12101 for brass and L32101 for aluminum.
- Dimensions: Base Diameter: 2-1/2", Base Thickness: 3/8", Projection: 1"



Stock No. (Specify Finish)
IV-WS402-CVX
Finishes: 3, 10B, 15, 15A, 26, 26D, 28

Compact Size Convex Rubber Bumper

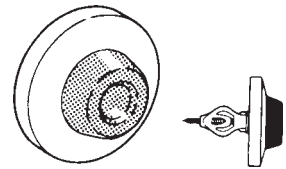
- Constructed in cast brass.
- Compact size.
- Totally concealed mounting discourages vandalism or tampering.
- Unit furnished with grey convex rubber bumper.
- Packed with sheet metal screw, rawl plug and brad.
- Dimensions: Diameter: 1", Projection: 17/32"



Stock No. (Specify Finish)
IV-WS404-CVX
Finishes: 3, 5, 10B, 15, 15A, 26, 26D

Economical Concave Rubber Bumper

- Constructed in sturdy yet economical wrought base of brass, aluminum or stainless steel construction.
- Feature concealed tamper-proof mounting.
- Shipped factory preassembled backplate to reduce installation cost.
- Easy installation by inserting screwdriver through small hole in rubber.
- The IV-WS407CCV unit is designed with a concave rubber bumper which avoids damage to locks with projecting buttons and is packed with screw and drywall anchor.
- IV-WS407CCV meets ANSI/BHMA 156.16 L22251 for brass and L42251 for aluminum, and L52251 for stainless steel.
- Dimensions: Base Diameter: 2-1/2", Base Thickness: 3/8", Projection: 1"



Stock No. (Specify Finish)
IV-WS407-CCV
Finishes: 3, 5, 10B, 15, 15A, 26, 26D, 28, 32D

©ZIPF LOCK COMPANY

See page 320 for finish descriptions.

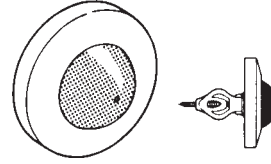
DOOR STOPS & BUMPERS

WALL BUMPERS— (cont'd)



Economical Convex Rubber Bumper

- Constructed in sturdy yet economical wrought base of brass, aluminum or stainless steel construction.
- Feature concealed tamper-proof mounting.
- Shipped factory preassembled backplate to reduce installation cost.
- Easy installation by inserting screwdriver through small hole in rubber.
- The IV-WS407CVX unit is designed with a convex rubber bumper packed with screw and drywall anchor.
- IV-WS407CVX meets ANSI/BHMA 156.16 L22201 for brass, L42101 for aluminum and L52101 for stainless steel.
- Dimensions: Base Diameter: 2-1/2", Base Thickness: 3/8", Projection: 1"

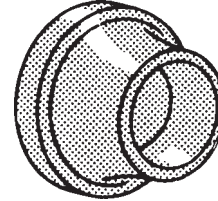


Stock No. (Specify Finish)
IV-WS407-CVX

Finishes: 3, 5, 10B, 15, 15A, 26, 26D, 28, 32D

Adhesive-Backed Rubber Bumper

- Adhesive-backed wall door stop for use on clean, smooth, flat surfaces only.
- Non-marring rubber available in gray or white.
- Concave design permits knob to strike stop without damaging or engaging lock mechanism.
- Dimensions: Base Diameter: 1-7/8", Base Thickness: 3/8", Projection: 1-1/16"



Stock No. (Specify Finish)
IV-411R-W

Finishes: W-White Rubber

WALL STOP—

Wall Stop

- Constructed in brass or aluminum.
- Ideal for interior or exterior use.
- Non-marring rubber tip.
- Furnished with 3 mounting holes for drywall mounting.
- Packed with wood screws.
- Meets ANSI/BHMA 156.16, L12011 for brass and L32011 for aluminum.
- Dimensions: Base Diameter: 2-1/4", Projection: 3-11/16"



Stock No. (Specify Finish)
IV-WS447

Finishes: 3, 10B, 15, 15A, 26, 26D, 28

—FINISHES—

Ives:

US-3	Bright Brass, clear coated
US-4	Satin Brass, clear coated
US-5	Antique Brass, clear coated
US-10B	Oil Rubbed Bronze
US-15	Satin Nickel, clear coated
US-15A	Antique Nickel, clear coated
US-26	Bright Chrome
US-26D	Satin Chrome
US-27	Satin Aluminum, clear anodized alum.
US-28	Satin Aluminum, clear anodized.
US-32D	Satin Stainless Steel
2C	Zinc Plated
3AL	Plated Bright Brass, clear coated
14	Bright Nickel Plated, clear coated
92	Aluminum clear coated
W	White Epoxy Coated

Cal Royal:

US-3	Bright Brass
US-4	Satin Brass
US-5	Antique Brass
US-10	Satin Bronze
US-10B	Oil Rubbed Bronze
US-15	Satin Nickel
US-15A	Satin Nickel Oxidized
US-26	Bright Chrome
US-26D	Satin Chrome
US-32D	Satin Stainless Steel
DURO	Duronodic

Don Jo:

605	Bright Brass
609	Antique Brass
613	Oil Rubbed Bronze
619	Satin Nickel
620	Antique Nickel
625	Bright Chrome
626	Satin Chrome
630	Satin Stainless Steel
AL	Sprayed Aluminum
BP	Brass Plated