

A.D.A. SIGNS

A.D.A. SIGNS


DON-JO

- 6" x 9"
- A.D.A. Compliant
- Brown with White Raised Print
- Blue with White Raised Print
- **Braille Translation on Sign**
- 10 Different Versions



Men's/Handicap—

<u>Stock No.</u>	<u>Color</u>
DJ-HS-9060-01	Brown
DJ-HS-9070-01	Blue



Men's Room—

<u>Stock No.</u>	<u>Color</u>
DJ-HS-9060-02	Brown
DJ-HS-9070-02	Blue



Restrooms—

<u>Stock No.</u>	<u>Color</u>
DJ-HS-9060-03	Brown
DJ-HS-9070-03	Blue



Women's Room—

<u>Stock No.</u>	<u>Color</u>
DJ-HS-9060-04	Brown
DJ-HS-9070-04	Blue



Women's/Handicap—

<u>Stock No.</u>	<u>Color</u>
DJ-HS-9060-05	Brown
DJ-HS-9070-05	Blue



No Smoking—

<u>Stock No.</u>	<u>Color</u>
DJ-HS-9060-22	Brown
DJ-HS-9070-22	Blue



Stairs—

<u>Stock No.</u>	<u>Color</u>
DJ-HS-9060-24	Brown
DJ-HS-9070-24	Blue



Telephone—

<u>Stock No.</u>	<u>Color</u>
DJ-HS-9060-27	Brown
DJ-HS-9070-27	Blue



Women/Men/Handicap—

<u>Stock No.</u>	<u>Color</u>
DJ-HS-9060-32	Brown
DJ-HS-9070-32	Blue



Handicap Accessible—

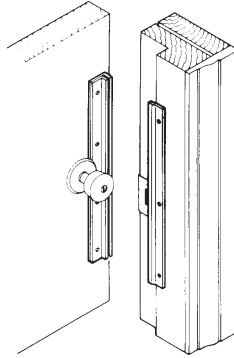
<u>Stock No.</u>	<u>Color</u>
DJ-HS-9080-02	Brown
DJ-HS-9070-06	Blue

DOOR & CYLINDER GUARDS

LATCH PROTECTORS

The INTERLOCK for inswinging doors

<u>Stock No.</u>	<u>Size</u>	<u>Finish</u>
DJ-ILP206 SL	6"	Silver Coated
DJ-ILP206 DU	6"	Duro Coated
DJ-ILP206 BP	6"	Brass Plated
DJ-ILP212 SL	12"	Silver Coated
DJ-ILP212 DU	12"	Duro Coated
DJ-ILP212 BP	12"	Brass Plated

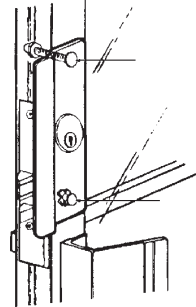


DON-JO

- 6" version for use with key-in-knob and deadbolt locks.
- 12" version for use with mortise locks, Simplex 1000 series, Alarm Lock DL-2500, DL-2700 & DL-3000, Card Access Systems, etc.
- 14 ga. (.075) Steel.

For Aluminum Entrance Doors

<u>Stock No.</u>	<u>Finish</u>
DJ-LP307 DU	Duro Coated
DJ-LP307 SL	Silver Coated

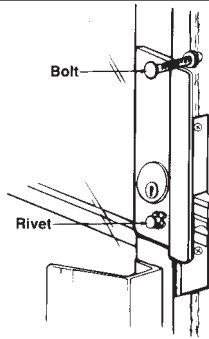


- Reversible.
- Fits over cylinder, lock removal NOT required.
- Hand carriage bolt and rivet supplied.
- No specific tools required.
- 3/8" offset.
- 2-5/8" x 7" x 1/8".
- 12 ga. (.104) Steel.

For Aluminum Entrance Doors - solves pull handle interference

<u>Stock No.</u>	<u>Finish</u>
DJ-GLP307 DU	Duro Coated

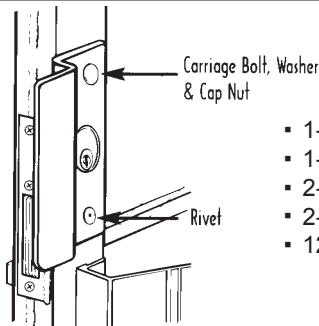
Specify Hand: LHR or RHR
(LHR shown in picture)



- **Handed: LHR or RHR.**
- Fits over cylinder, lock removal NOT required.
- Hand carriage bolt and rivet supplied.
- No specific tools required.
- 3/8" offset.
- 2-5/8" x 7" x 1/8".
- 12 ga. (.104) Steel.
- Center of cylinder hole is 2-1/2" from end of plate.

For Center Hung Outswinging Aluminum Doors

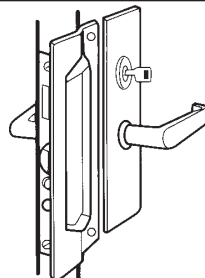
<u>Stock No.</u>	<u>Finish</u>	<u>Offset</u>
DJ-OLP2650DU	Duro Coated	1-1/8"
DJ-OLP2650SL	Silver Coated	1-1/8"
DJ-OLP2651DU	Duro Coated	1-3/8"
DJ-OLP2651SL	Silver Coated	1-3/8"



- 1-1/8" offset (OLP-2650).
- 1-3/8" offset (OLP-2651).
- 2-5/8" x 6-1/2" x 1/8" (OLP-2650).
- 2-5/8" x 6-1/2" x 3/8" (OLP-2651).
- 12 ga. (.104) Steel.

For Outswinging Doors - completely covers the strike plate

<u>Stock No.</u>	<u>Finish</u>
DJ-MLP111 630	Stainless Steel
DJ-MLP211 BP	Brass Plated
DJ-MLP211 DU	Duro Coated
DJ-MLP211 SL	Silver Coated



- Furnished with carriage bolts, washers & acorn nut for safety and strength.
- 3" x 11".
- 12 ga. (.104) Steel


DOOR & CYLINDER GUARDS

LATCH PROTECTORS

DON-JO

For Outswinging Doors - completely covers the strike plate

<u>Stock No.</u>	<u>Finish</u>
DJ-LP111 630	Stainless Steel
DJ-LP211 BP	Brass Plated
*DJ-9211 BP	Brass Plated
DJ-LP211 DU	Duro Coated
*DJ-9211 DU	Duro Coated
DJ-LP211 PC	Prime Coated
*DJ-9211 PC	Prime Coated
DJ-LP211 SL	Silver Coated



- Furnished with carriage bolts, washers & acorn cap nuts.
- 3" x 11"
- Fits 2-3/4" and 2-3/8" backsets.
- 12 ga. (.104) Steel.

***SAVE MONEY: DJ-9211 are poly-bagged and sold in multiples of 10.**

Pin Latch Protector for Outswinging Doors

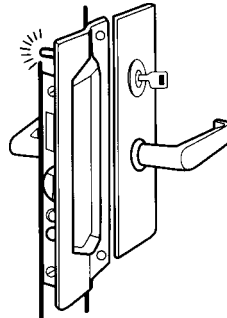
<u>Stock No.</u>	<u>Finish</u>
DJ-PLP111 630	Stainless Steel
DJ-PLP211 BP	Brass Plated
DJ-PLP211 DU	Duro Coated
DJ-PLP211 SL	Silver Coated
DJ-PLP211 626	Satin Chrome



- Solid steel pin prevents spreading of door from frame.
- Pin is welded on back leaving no visible point of attack from outside.
- Extra Large cut out accepts **up to 3-1/2" rose.**
- Fits 2-3/4" and 2-3/8" backset.
- 3" x 11".
- 12 ga. (.104) Steel

Pin Latch Protector for Outswinging Doors

<u>Stock No.</u>	<u>Finish</u>
DJ-PMLP111 630	Stainless Steel
DJ-PMLP211 BP	Brass Plated
DJ-PMLP211 DU	Duro Coated
DJ-PMLP211 SL	Silver Coated



- Solid steel pin prevents spreading of door from frame.
- Pin is welded on back leaving no visible point of attack from outside.
- Fits 2-3/4" and 2-3/8" backset.
- 3" x 11".
- 12 ga. (.104) Steel

For Outswinging Doors

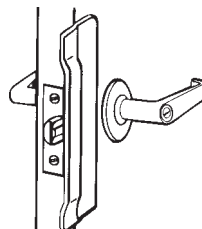
<u>Stock No.</u>	<u>Finish</u>
DJ-LP107 630	Stainless Steel
DJ-LP207 BP	Brass Plated
DJ-LP207 SL	Silver Coated
DJ-LP207 DU	Duro Coated



- Furnished with carriage bolts, washers & acorn cap nuts.
- 2-3/4" x 7"
- 12 ga. (.104) Steel

Commercial Type For Outswinging Doors

<u>Stock No.</u>	<u>Finish</u>	<u>Dimensions</u>
DJ-CLP106 630	Stainless Steel	2-1/8" x 6"
DJ-CLP110 630	Stainless Steel	2-1/8" x 10"



- 6" for key-in-knobs.
- 10" for mortise locks.
- Architectural design.
- Concealed welded studs with fasteners.
- 12 ga. (.104) Steel

©ZIPF LOCK COMPANY

DOOR & CYLINDER GUARDS

LATCH PROTECTORS

DON-JO

Narrow Commercial Type For Outswinging Doors


<u>Stock No.</u>	<u>Size</u>	<u>Finish</u>
DJ-NLP106 630	6"	Stainless Steel
DJ-NLP206 DU	6"	Duro Coated
DJ-NLP206 PC	6"	Prime Coated
DJ-NLP206 SL	6"	Silver Coated
DJ-NLP110 630	10"	Stainless Steel
DJ-NLP210 DU	10"	Duro Coated
DJ-NLP210 PC	10"	Prime Coated
DJ-NLP210 SL	10"	Silver Coated



- 6" for key-in-knob.
- 10" for mortise locks.
- Narrow type for outswinging doors.
- NLP106: 1-1/2" x 6"
- NLP110: 1-1/2" x 10"
- NLP206: 1-1/2" x 6"
- NLP210: 1-1/2" x 10"
- 12 ga. (.104) Steel.

For Key-In-Lever with up to 3-3/4" escutcheon

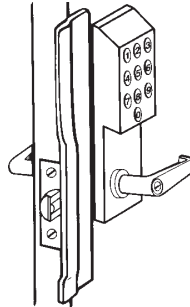
<u>Stock No.</u>	<u>Finish</u>
DJ-BLP107 630	Stainless Steel
DJ-BLP207 BP	Steel Brass Plated
DJ-BLP207 DU	Duro Coated
DJ-BLP207 SL	Silver Coated



- Works with up to 3-3/4" rose.
- Fits most heavy duty key-in-lever locks.
- Concealed welded studs and fasteners.
- 3-1/4" x 7".
- 12 ga. (.104) Steel.

For Electronic Locks

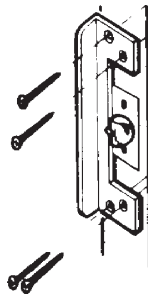
<u>Stock No.</u>	<u>Finish</u>
DJ-KLP110 LH 630	Stainless Steel
DJ-KLP110 RH 630	Stainless Steel



- Works with ILCO 1000, 4000 locks.
- Alarm Lock Trilogy locks.
- Mas-Hamilton Power Levers.
- Schlage Cobra locks.
- 1-1/2" x 10".
- 12 ga. (.104) Steel.

Angle Type for Outswinging Doors

<u>Stock No.</u>	<u>Size</u>	<u>Finish</u>
DJ-ALP206 BC	6"	Brass Coated
DJ-ALP206 DU	6"	Duro Coated
DJ-ALP206 SL	6"	Silver Coated
DJ-ALP210 BC	10"	Brass Coated
DJ-ALP210 DU	10"	Duro Coated
DJ-ALP210 SL	10"	Silver Coated




- 6" for key-in-knob.
- 10" for mortise locks.
- 1-1/2" sheet metal screws for wood or metal.
- 10 ga. (.134) Steel

For use with Electric Strikes

<u>Stock No.</u>	<u>Finish</u>
DJ-ELP208 DU	Duro Coated
DJ-ELP208 SL	Silver Coated
DJ-ELP208P DU*	Duro Coated
DJ-ELP208P SL*	Silver Coated

*Without cylinder hole.



- Available with or without cylinder hole.
- Designed to fit most electric strikes.
- Completely encases the keeper for maximum protection.
- 3-1/2" x 8".
- 12 ga. (.104) Steel.

©ZIPF LOCK COMPANY

DOOR & CYLINDER GUARDS

LATCH PROTECTORS

DON-JO

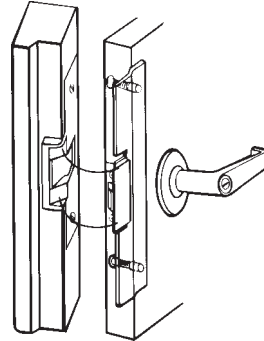
Fits Folger Adams Electric Strike - for outswinging doors.

Stock No.

DJ-FLP211 SL

Finish

Silver Coated



- Works with Folger Adams 310 & 710.
- 1-3/4" x 11-1/4".
- 12 ga. (.104) Steel.

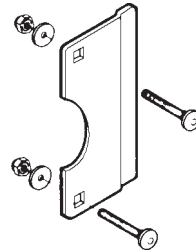
Short Type for Outswinging Doors

Stock No.

DJ-SLP206 BP
DJ-SLP206 SL
DJ-SLP206 DU

Finish

Brass Plated
Silver Coated
Duro Coated



- Furnished with carriage bolts, washers & acorn cap nuts for safety & strength.
- May be used on hollow metal door/frame using ANSI strike.
- Works with up to 3-3/4" rose.
- 2-1/2" x 6"
- 12 ga. (.104) Steel

Slimline for Outswinging Doors

Stock No.

DJ-LP2878 DU
DJ-LP2878 PC
DJ-LP2878 SL

Finish

Duro Coated
Prime Coated
Silver Coated



- Fasteners Included.
- Sleek Appearance.
- 1-1/2" x 8-7/8" x 5/16".
- 5/16" thick (.3125) Steel.

Fits Adams Rite Latch Lock for outswinging doors

Stock No.

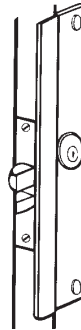
DJ-LP312 DU
DJ-LP312 SL
DJ-LP312P DU*
DJ-LP312P SL*

Finish

Duro Coated
Silver Plated
Duro Coated
Silver Coated

* No Center Hole

DJ-LP312P supplied without 1-7/16" hole. Allows installer to drill hole for custom applications.

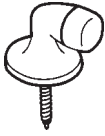


- Reversible.
- 1/4" Offset.
- 1-7/16" Hole (also available w/o hole).
- 1-1/8" Backset.
- 2-5/8" X 12" X 1/8".
- 12 ga. (.104) Steel.

Your warehouse around the corner!!!

DOOR STOPS & BUMPERS

DON-JO



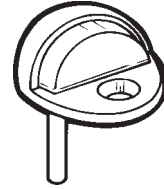
DJ-1430

Finishes: 605, 613, 619, 620, 626
Material: Cast Brass. Base: 1-1/4",
 Height: 1-5/16"



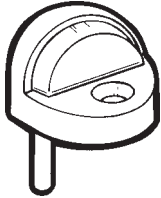
DJ-1432

Finishes: 605, 613, 619, 620, 626
Material: Cast Aluminum. Base: 1-1/4",
 Height: 1-5/16". ANSI L32181.



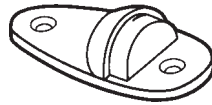
DJ-1440

Finishes: 605, 613, 619, 620, 625, 626
Material: Cast Brass. Low Style. 1/4" h
 x 1-5/8" diam. base. Fastener: WS, MS,
 Exp. Shield & Plastic Anchor. ANSI
 L12141.



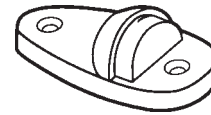
DJ-1442

Finishes: 605, 613, 619, 620, 625, 626
Material: Cast Brass. High Style. 1/2" h
 x 1-5/8" diam. base. Fastener: WS,
 MS, Exp. Shield & Plastic Anchor.
 ANSI L12161.



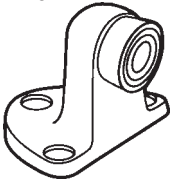
DJ-1443

Finishes: 605, 613, 626
Material: Cast Brass. 1" h x 3/16"
 base thickness. Fastener: WS, MS,
 Exp. Shield & Plastic An-chor. ANSI
 L02141.



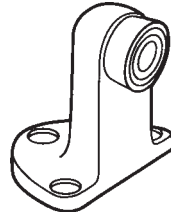
DJ-1444

Finishes: 605, 613, 626
Material: Cast Brass. 1-3/8" h x 1/2"
 base thickness. Fastener: WS, MS,
 Exp. Shield & Plastic Anchor. ANSI
 L02161.



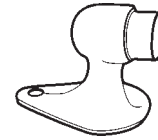
DJ-1448

Finishes: 605, 613, 626
Material: Cast Brass. 1-5/8" projec-
 tion. 2-1/4" x 1-5/8" base. Fastener:
 W/S & Exp. Shield.



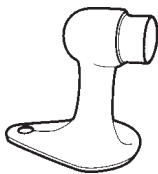
DJ-1449

Finishes: 605, 613, 626
Material: Cast Brass. 2-1/2" projec-
 tion. 2-1/4" x 1-5/8" base. Fastener:
 W/S & Exp. Shield.



DJ-1450

Finishes: 605, 613, 626
Material: Cast Brass, Projection: 2-1/8",
 Base: 2-5/8" x 1-5/8". Fastener: W/S &
 Exp. Shield. ANSI L12131

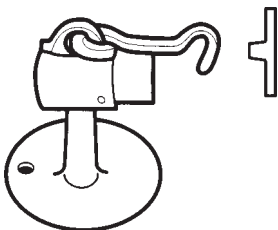
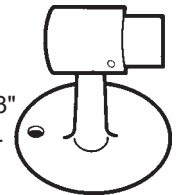


DJ-1452

Finishes: 605, 613, 626
Material: Cast Brass. Projection: 2-3/4",
 Base: 2-1/4" x 1-1/4". Fastener: W/S &
 Exp. Shield. ANSI: L12131.

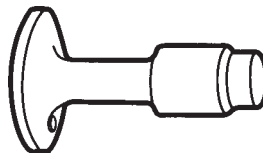
DJ-1471

Finishes: 605, 613, 626
Material: Cast Brass. 2-1/4" base, 3"
 projection. Fastener: WS, MS, Exp.
 Shield & Plastic Anchor.
 ANSI L12131.



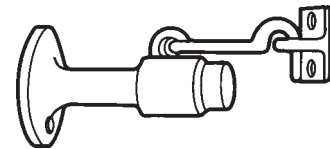
DJ-1473

Finishes: 605, 613, 626
Material: Cast Brass. 2-1/4" base,
 3" projection. Fastener: WS, MS,
 Exp. Shield & Plastic Anchor. ANSI
 L11371.



DJ-1475

Finishes: 605, 613, 626
Material: Cast Brass. 2-1/4" base,
 3-1/2" projection. Fastener: WS, MS,
 Exp. Shield & Plastic Anchor. ANSI
 L12021.



DJ-1477

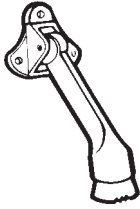
Finishes: 605, 613, 626
Material: Cast Brass. 2-1/4" base,
 3-1/2" projection. Fastener: WS, MS,
 Exp. Shield & Plastic Anchor. ANSI
 L11351.

©ZIPF LOCK COMPANY

See page 320 for finish descriptions.


DOOR STOPS & BUMPERS

DON-JO



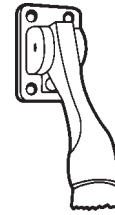
DJ-1455

Finishes: 626, BP
Material: Cast Aluminum. 4" projection.
Fastener: Sheet metal screws. ANSI L11382.



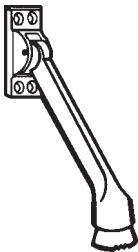
DJ-1465

Finishes: 605, 613, 625, 626
Material: Solid Brass. 4" projection. Fas-
tener: Sheet metal screws. ANSI L11382.



DJ-1466

Finishes: AL, BP
Material: Cast Iron. 4" projection. Fas-
tener: Sheet metal screws.



DJ-1467

Finishes: 605, 613, 626
Material: Solid Brass. 5" projection. Fas-
tener: Sheet metal screws. ANSI L11382.



DJ-1468

Rubber replacement tip.



DJ-1412

Finishes: 605, 613, 626
Material: Cast Brass. Diameter: 2-1/2".
ANSI L12101. Fastener: Plastic Anchor
 & Plastic Dry Wall Anchor.



DJ-1413

Finishes: 605, 613, 626
Material: Cast Brass. Diameter: 2-1/2".
ANSI L12251. Fastener: Plastic Anchor
 & Plastic Dry Wall Anchor.



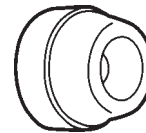
DJ-1400

Finishes: 605, 613, 625, 626
Material: Cast Brass.
Diameter: 1". ANSI L12101.
Fastener: Anchor & screw.



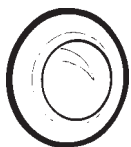
DJ-1401

Finishes: Gray
Material: Rubber. Diameter: 1-13/16".
Fastener: Adhesive.



DJ-1402

Finishes: 626
Material: Solid Brass. Diameter: 1-1/2".
Fastener: SMS & Plastic Anchor &
 Toggler.



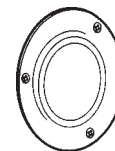
DJ-1406

Finishes: 605, 613, 625, 630
Diameter: 2-1/2", Convex Design.
Material: Wrought. ANSI L22101,
 L52101. **Fastener:** Plastic Anchor &
 Plastic Dry Wall Anchor.



DJ-1407

Finishes: 605, 613, 619, 620, 625, 630
Diameter: 2-1/2", Concave Design.
Material: Wrought. ANSI L22251,
 L52251. **Fastener:** Plastic Anchor &
 Plastic Dry Wall Anchor



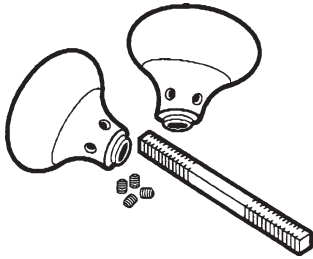
DJ-1410

Finishes: 626
Material: Cast Brass. Diameter: 3-7/8".
Fastener: M/S & Expansion Shield.

©ZIPF LOCK COMPANY

KNOBS, ROSES & SPINDLES

DON-JO

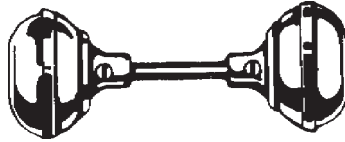


SOLID BRASS REPLACEMENT KNOB

DJ-BK225


Finishes: 605

Material: Solid Brass. Knob: 2-1/4" diameter. Includes spindle, 4 set screws and 2 knobs.




198-04-51

Replacement knobs. "Traditional Design." Visual box pack. Satin Brass.



199-03-51

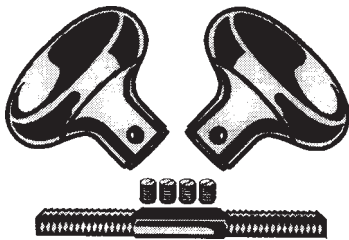
Replacement knobs. "Crystal Design." Visual box pack. Bright Brass Hardware.



197-03-51

Replacement knobs. "Colonial Design." Visual box pack. Bright Brass.


progressive —KNOBS AND KNOB SETS—



Stock No.
PG-2600

Finishes
US-3, 10, 26D

Solid Brass, 2-1/4" replacement knob set. Case hardened double set screws and supplied with 3-1/2" straight spindle. Packed one pair in display box. Standard thread is 20 TPI.




Stock No.
PG-3600

Finishes
US-26D

Heavy duty pinned knob set. This solid brass 2-1/4" knob replaces the Corbin #1419 with #32 spindle. Outside knob is pinned to spindle (choice of three positions) and inside knob is threaded 20 TPI with double set screws. Spindle has one 3/8" solid center (3/8" x 5/16" centers). Packed one pair per box.

KNOB SET

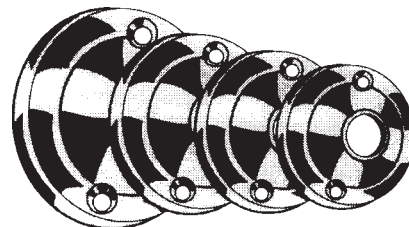


Stock No.
PG-8725

Finishes
US-3

Tubular passage set, This non-locking passage set includes one pair of 2" solid brass knobs with case hardened double set screws, solid brass roses, tubular latch (2-3/8" backset), strike and 3-1/2" straight spindle. Packed one set per box.

SOLID BRASS REPLACEMENT DOOR KNOB ROSES



Stock No.
PG-205

Finish
US-3

Description

2" Solid brass rose

PG-206

US-3

2-1/4" Solid brass rose

PG-208

US-3


3" Solid brass rose

Packaged one pair per poly bag with header for hanging.

©ZIPF LOCK COMPANY

MISCELLANEOUS


BALL LATCHES



CR-BC97

US3, 5, 10B, 15A
Adjustable Ball Catch
(2-1/4" x 1") w/full lip round
corner strike plate (w/screws)


CAL-ROYAL



CR-DIB1

US3, 5, 10B, 15, 15A, 26, 26D
Adjustable Drive in Ball Catch w/full
lip round corner strike plate.
(w/screws)

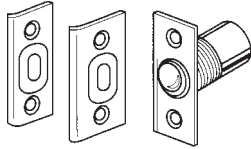
\$-Discontinued. Call for
closeout prices.



\$CR-NBC110

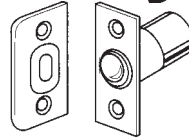
US3, 5
Ball Catch
(5/8"D x 3/4"W x 2-1/4"L).
For doors 1-3/8" thick
Non adjustable. (w/screws)

DON-JO



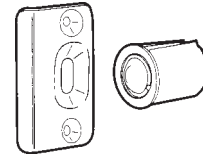
DJ-1712

Finishes: 605, 613, 620, 626
Dimensions: 2-1/8" x 1"; **Material:** Cast
Brass. Packed with narrow and wide
strike. Adjustable



DJ-1714

Finishes: 605, 609
Dimensions: 2-1/4" x 1"; **Material:** Cast
Aluminum. Packed with full lip round
corner strike.




DJ-1716

Finishes: 605, 609, 613, 619, 620, 626
Dimensions: 1"; **Material:** Cast Brass.
Drive-in ball catch.

IVES

Roller Catch

- Smooth, positive latching action insured by powerful conical spring.
- Durable nylon roller insures quiet operation.
- Adjustable tension. Adjustments can be varied from 4 to 17 lbs. of holding power making possible a wide range of door performance.
- Easily installed on thin doors.
- Full lip style strike designed for simplified mortising.
- Made from wrought brass or wrought steel.
- Packed with sheet metal screws.
- Conforms to ANSI/BHMA A156.16 L27081 for brass and L87081 for steel.
- Dimensions:
Face Plate: 2-1/4" x 7/8"
Bore: 13/16" x 1-3/4"
Strike: 2-1/4" x 1-5/8" Lip 1-13/16" to center



Stock No. (Specify Finish)

IV-335B Brass

Finishes: 3, 5, 10B, 15, 15A, 26, 26D


IV-335F Steel

Finishes: 3

Adjustable Ball Catch

- Ideal for cabinets and small interior doors.
- Free rolling ball insures smooth, positive and trouble-free action.
- Adjustable threaded barrel compensates for various door clearances.
- Adjustable spring tension.
- Made from wrought brass.
- Conforms to ANSI/BHMA A156.9 B23013.
- Dimensions:
Face Plate: 1-1/2" x 3/4"
Bore: 9/16" x 1"
Strike: 1-1/2" x 25/32". Lip 13/32" to center

IVES



Stock No. (Specify Finish)

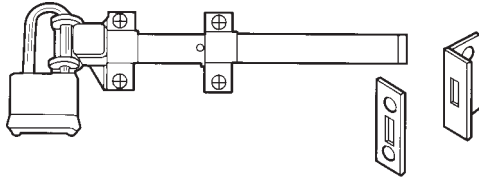
IV-345B

Finishes: 3, 5, 10B, 15, 15A, 26, 26D

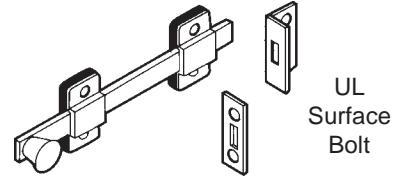
©ZIPF LOCK COMPANY

MISCELLANEOUS

DOOR BOLTS



DON-JO



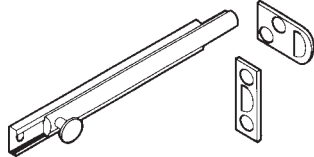
UL
Surface
Bolt

Stock No.	Finish	Size	Throw
DJ-1582	630	8"	1"

- All stainless steel construction.
- Padlock not included.


Stock No.	Finish	Size	ANSI
DJ-1580	626	8"	L84161

- Furnished with Rim and Mortise strikes.



Stock No.	Finish	Size	ANSI
DJ-SB-4	605, 613, 619, 620, 625, 626	4"	L04151
DJ-SB-6	605, 613, 619, 620, 625, 626	6"	L04151

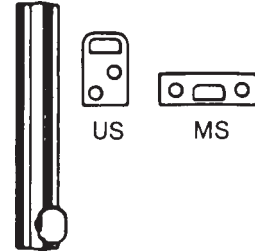
- Furnished with Rim and Mortise strikes.
- 619, 620 finishes are discontinued, Call for closeout prices.



Locking Mortise Bolt
5051-04-51x
Satin Brass

Decorative Surface Bolts

- Concealed screw design enhances appearance and security.
- Exceptional strength and durability provided by interlocking construction of heavy gauge track and rod.
- Permanent stop prevents rod disengagement from track.
- Tension spring holds bolt in desired position.
- Track assures smooth operation and interlocks with side edges of rod to eliminate marring.
- Decorative 5/8" diameter knob designed to facilitate bolt operation.
- Made from extruded brass.
- Available in 4" and 6" lengths.
- Packed with both Universal and Mortise Strikes.
- Meets design requirements of ANSI/BHMA A156.16.
- Dimensions: Throw: 7/16"; Projection: 3/4" Width: 11/16"

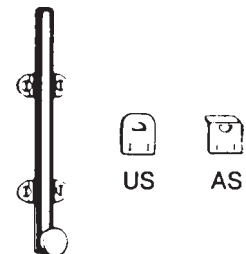


Stock No. (Specify Finish & Length)

IV-40B * 4" 4" length
*Finishes: 3, 5, 10B, 15, 15A, 26, 26D
IV-40B * 6" 6" length
*Finishes: 3, 5, 10B, 15, 15A, 26, 26D

Decorative Surface Bolts

- Features attractive 3/8" half-round rods and well-proportioned guides.
- Semi-concealed guides assure smooth operation and are positioned under the rod to eliminate marring the surface of the bolt.
- Stainless steel tension spring prevents rod disengagement from guide and provides permanent spring tension to hold bolt in desired position.
- Decorative 1/2" diameter knob designed to facilitate bolt operation.
- Made from solid brass or burnished steel.
- Available in 3", 4" and 6" lengths.
- Packed with both Universal and Angle Strikes.
- Meets design requirements of ANSI/BHMA A156.16.
- Dimensions: Throw: 3/4"; Projection: 3/4"; Half Round Rod: 3/8" Overall Width: 1-3/16".



Stock No. (Specify Finish & Length)

IV-043B 4" or 6" length - Brass
Finishes: 3, 10B, 15, 15A, 26, 26D
IV-043F 3", 4", 6" length - Steel
Finishes: 3

©ZIPF LOCK COMPANY

See page 427 for Cal Royal, Don Jo, Ives finish descriptions.

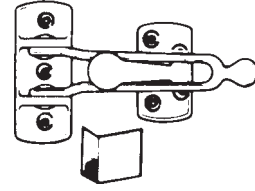
433 v1
(PL-42)

MISCELLANEOUS

DOOR GUARDS



- Solid Bar Door Guard is for use on doors that are flush with frames.
- The solid bar, interlocking with the ball on the strike plate, permits the door to be slightly opened to allow viewing.
- The hinged bar allows the door guard to be positioned 180° away from the door when not in use.
- Edge guard, furnished with cast brass door guards, minimizes the chance for marring the door or frame.
- Strike plate is designed to prevent the solid bar from marring the inside of the door when in use.
- Easy installation.
- Meets ANSI/BHMA A156.16.
- Made from cast brass or cast aluminum.
- Packed with sheet metal screws.
- Dimensions of Cast Brass Door Guard: Strike Plate: 2-5/8" x 1-1/32"; Holder: 1-3/4" x 1-1/16"; Arm Length: 4-3/4"; Edge Guard: 1-1/8" x 1-1/32"
- Dimensions of Cast Aluminum Door Guard: Strike Plate: 2-1/2" x 7/8"; Holder: 2-1/2" x 15/16"; Arm Length: 3-13/16".

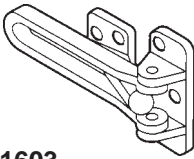


Stock No. (Specify Finish)

IV-482A Cast Aluminum
Finishes: 3, 26D

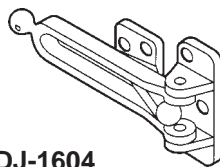
IV-482B Cast Brass
Finishes: 3, 5, 10B, 15, 26, 26D

DON-JO



DJ-1603

Finishes: 605, 625, 626
Material: Aluminum. Edge protector included (1" x 1" x 1/2").
ANSI L33042.

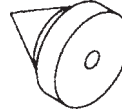


DJ-1604

Finishes: 605, 625, 626
Material: Brass. ANSI L13042.

DOOR SILENCERS

CAL-ROYAL



CR-DSM21

Rubber Door Silencer.
1/2" Dia. 11/16"
Length. For metal frames
(Sold in bags of 100)



CR-DSW85

Rubber Door Silencer.
3/8" x 3/4" Base, 3/4"
length. For wood frames
(Sold in bags of 100)

DOOR VIEWERS

CAL-ROYAL



160° Door Viewer
1/2" Bore

CR-DV90 (plastic lens)
US3, 10B, 15, 26

CR-ULDV160* (glass lens)
US3, 26
*UL Listed



Door Viewer
9/16" Bore

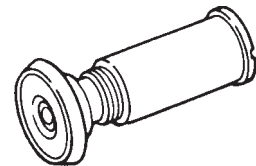
CR-DV180 180° (plastic lens)
US3, 5, 10B, 15, 26

CR-ULDV200* 200° (glass lens)
US3, 10A, 26
*UL Listed



One-Way Wide Angle Viewer

- 190° Angle of View.
- Lens projects 1/4" from face of door.
- 4 optical glass lenses.
- For doors 1-3/8" to 2-1/8" thick.
- Solid brass body and barrel.
- Simple installation — only a 9/16" hole required.
- Conforms to ANSI/BHMA A156.16 L23172 and L23222.
- Suggested installation height: 60" from floor.



Stock No. (Specify Finish)

IV-698B
Finishes: 3, 26D

One-Way Viewer

- 120° Angle of View.
- For doors 1-3/8" to 2-1/16" thick.
- Secure, tamper-resistant.
- Solid brass body; glass lens.
- Simple installation — only a 1/2" hole required.
- Suggested installation height: 60" from floor.
- Conforms to ANSI/BHMA A156.16 L23173.



Stock No. (Specify Finish)

IV-700B
Finishes: 4, 26D

©ZIPF LOCK COMPANY

See page 427 for Cal Royal, Don Jo, Ives finish descriptions.

MISCELLANEOUS

DOOR VIEWERS



DOOR VIEWER

Solid Brass with Optical Glass Lens. Fits 1-3/8" to 2" doors. 160° Viewer, 1/2" diameter.

MAG-8720 Brass



DOOR VIEWER-WIDE ANGLE

Solid Brass with Optical Glass Lens. Fits 1-3/8" to 2" doors. 190° Viewer, 1/2" diameter.

MAG-8724 Brass



DOOR VIEWER

Solid Brass with Optical Glass Lens. Fits 1-3/8" to 2" doors. Super Viewer, 1" diameter.

MAG-8728 Brass

FLUSH BOLTS




CR-MB86S

US3, 10B, 15, 15A, 26D
6" Brass Flush Bolt
1" throw

CAL-ROYAL

CR-ULFB634

US3, 10B, 15A, 26, 26D
UL Listed Solid Brass Lever
Extension Flush Bolt
1" x 6-3/4"
12" extension



DON-JO

Stock No.	Finishes	Dimensions	ANSI
DJ-1555	626	6-3/4" x 1"	L14251, L14081
DJ-1557	605, 626	6-3/4" x 1"	--
DJ-1640	605, 609, 613, 619, 620, 626	6" x 3/4"	L04201
DJ-1640R	605, 609, 619, 620, 626	6" x 3/4"	L04201



DJ-1555
For Metal
Doors



DJ-1557
For Wood
Doors



DJ-1640
For Wood
Doors



DJ-1640R
For Wood
Doors


UL Rated

1" bolt throw
1/2" bolt dia.

IVES

Dust Proof Strikes - Threshold Only

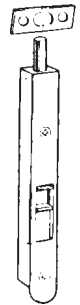
- Designed for use with the bottom bolt of the Ives extension flush bolts on non-fire rated openings. For installation in thresholds up to 1/4" thick.
- 3/4" diameter plunger accepts up to 5/8" diameter round bolts or 1/2" square bolts.
- Can be locked in up position by rotating plunger with screwdriver or coin. Eliminates trapping of spiked heels.
- Made from polished wrought brass.
- Dimensions:
Faceplate: 1-3/8" Diameter
Body: 1-61/64" Overall Depth,
Fits Hole 1-1/16" in Dia.



Stock No.
IV-DP3 26D
Finishes: 26D

Manual Flush Bolt - Rounded Face Plate

- Designed with face plate rounded for simple, one-step router installation.
- Steel bolt head in nylon bushing combined with dual action spring lock to hold bolt projected or retracted provides easy, one-finger operation.
- Economically priced for the volume builder.
- Made from polished wrought brass.
- Dimensions:
Body Size: 3/4" Wide x 6-3/4" Long x 5/8" Deep
Strike Size: 5/8" Wide x 1-1/2" Long
Rod Backset: 3/8"
Diameter of Bolt Head: 5/16"
Throw: 3/4"




Stock No.
IV-260B3
Finishes: 3

©ZIPF LOCK COMPANY

MISCELLANEOUS

GUN LOCKS


- The world standard in trigger lock design.
- Steel and zinc body for maximum durability.
- 4-pin tumbler cylinder helps prevent picking.
- Durable metal construction
- Protective rubber parts shield gun from scatching or marring.
- Fits many handguns, rifles and shotguns.



Master Lock



- Easy to install and set.
- Features positive locking with adjustable ratchet mechanism.
- Offers added convenience of a keyless resettable combination.
- Protective rubber parts shield gun from scatching or marring.
- Fits many handguns, rifles and shotguns.




Keyed Different

90D

Keyed Alike*

90D KA



Resettable Combination

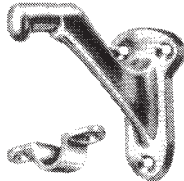
94DSPT

*KEYED ALIKE NUMBERS STOCKED:

90KA: P104.

HAND RAIL BRACKETS

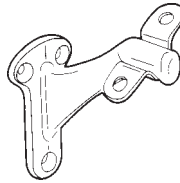
CAL-ROYAL



CR-HDHB40

US-3, 5, 10B, 15, 15A, 26, 26D
Heavy Duty Hand Rail Bracket
(2-1/4" H x 1-3/8"W)
(Ives #059)

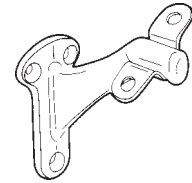
DON-JO



DJ-130

Finishes: 605, 609, 613, 619, 620, 625, 626

Material: Cast Aluminum. Base: 2-13/16" x 1-1/2". ANSI L33061.



DJ-135

Finishes: 605, 613, 619, 620, 626
Material: Solid Brass. Base: 2-1/4" x 1-1/4". ANSI L13061.

IVES

Hand Rail Bracket

- 059 made from solid brass, cast aluminum or epoxy-coated aluminum.
- 59 made from cast brass or cast aluminum.
- Large faceplate for secure attachment to wall.
- Features solid construction for increased strength.
- 59 conforms to ANSI/BHMA A156.16 L13061 for brass and L33061 for aluminum.
- Dimensions:

IV-059A & IV-059B:

Base: 2-1/4" H x 1-3/8" W

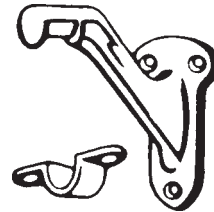
Base to Center of Rail: 2-7/16"

IV-59A: Base: 2-13/16" H x 1-1/2" W

Base to Center of Rail: 2-3/4"

IV-59B: Base: 2-15/16" H x 1-1/2" W

Base to Center of Rail: 2-3/4"



Stock No. (Specify Finish)

IV-059A Cast Aluminum

Finishes: 3, 5, 10B, 14, 92

IV-059B Solid Brass

Finishes: 3, 10B, 15, 15A, 26

Stock No. (Specify Finish)

IV-59A Cast Aluminum

Finishes: 3, 5, 10B, 14, 92

IV-59MB Cast Brass

Finishes: 3, 5, 10B, 15, 15A, 26, 26D

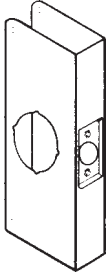
MODERNIZATION KITS

WRAP-AROUND PLATES

DON-JO

CLASSIC WRAP-AROUNDS

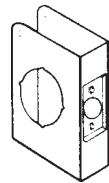
- Built-in Stainless Steel Threaded Inserts • Improved Heavy Duty Trim Screws •
- Permanent Holding Power Eliminates Loosening of Latch Mounting Screws •



▪ **FOR CYLINDRICAL DOOR LOCKS WITH 2-1/8" HOLE. (Strike not included)**

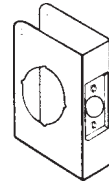
<u>Stock No.</u>	<u>Finish</u>	<u>Backset</u>	<u>Thickness</u>	<u>Size</u>
DJ-CW-1	AB, PB, S	2-3/8"	1-3/8"	4" x 9"
DJ-CW-2	AB, PB, S	2-3/8"	1-3/4"	4" x 9"
DJ-CW-3	AB, PB, S	2-3/4"	1-3/8"	4-1/4" x 9"
DJ-CW-4	AB, BZ, PB, S, 10B	2-3/4"	1-3/4"	4-1/4" x 9"

AB Antique Brass
BZ Satin Bronze
PB Polished Brass
S Stainless Steel
10B Oil Rubbed Bronze



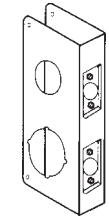
▪ **FOR DEADBOLT LOCKS WITH 1-1/2" HOLE (Strike not included)**

<u>Stock No.</u>	<u>Finish</u>	<u>Backset</u>	<u>Thickness</u>	<u>Size</u>
DJ-CW-5	AB, PB, S	2-3/8"	1-3/8"	4" x 4-1/2"
DJ-CW-6	AB, PB, S	2-3/8"	1-3/4"	4" x 4-1/2"
DJ-CW-7	AB, PB, S	2-3/4"	1-3/8"	4-1/4" x 4-1/2"
DJ-CW-8	AB, BZ, PB, S, 10B	2-3/4"	1-3/4"	4-1/4" x 4-1/2"



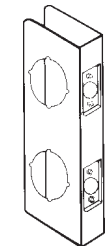
▪ **FOR CYLINDRICAL DOOR LOCKS WITH 2-1/8" HOLE (Strike not included)**

<u>Stock No.</u>	<u>Finish</u>	<u>Backset</u>	<u>Thickness</u>	<u>Size</u>
DJ-CW-51	AB, PB, S	2-3/8"	1-3/8"	4" x 4-1/2"
DJ-CW-61	AB, PB, S	2-3/8"	1-3/4"	4" x 4-1/2"
DJ-CW-71	AB, PB, S	2-3/4"	1-3/8"	4-1/4" x 4-1/2"
DJ-CW-81	AB, BZ, PB, S, 10B	2-3/4"	1-3/4"	4-1/4" x 4-1/2"



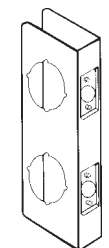
▪ **FOR DOUBLE LOCK COMBINATION LOCKSETS (Strike not included) with 1-1/2" hole on top and 2-1/8" hole on bottom with 4" centers**

<u>Stock No.</u>	<u>Finish</u>	<u>Backset</u>	<u>Thickness</u>	<u>Size</u>
DJ-CW-154	AB, PB, S	2-3/8"	1-3/8"	4" x 9"
DJ-CW-264	AB, PB, S	2-3/8"	1-3/4"	4" x 9"
DJ-CW-484	AB, PB, S, 10B	2-3/4"	1-3/4"	4-1/4" x 9"



▪ **FOR DOUBLE LOCK COMBINATION LOCKSETS (Strike not included) with 2-1/8" holes with 3-5/8" centers**

<u>Stock No.</u>	<u>Finish</u>	<u>Backset</u>	<u>Thickness</u>	<u>Size</u>
DJ-CW-151	AB, PB, S	2-3/8"	1-3/8"	4" x 9"
DJ-CW-261	AB, PB, S	2-3/8"	1-3/4"	4" x 9"
DJ-CW-481	AB, PB, S	2-3/4"	1-3/4"	4-1/4" x 9"



▪ **FOR DOUBLE LOCK COMBINATION LOCKSETS (Strike not included) with 2-1/8" holes with 4" centers**

<u>Stock No.</u>	<u>Finish</u>	<u>Backset</u>	<u>Thickness</u>	<u>Size</u>
DJ-CW-942	AB, PB, S	2-3/8"	1-3/4"	4" x 9"
DJ-CW-943	AB, BZ, PB, S, 10B	2-3/4"	1-3/4"	4-1/4" x 9"

©ZIPF LOCK COMPANY

NOTE-Security Strikes are recommended with these products. See pages 511-513.

451^{v1}
(PL-43)

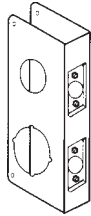
MODERNIZATION KITS

DON-JO

WRAP-AROUND PLATES

CLASSIC WRAP-AROUNDS

- Built-in Stainless Steel Threaded Inserts • Improved Heavy Duty Trim Screws •
- Permanent Holding Power Eliminates Loosening of Latch Mounting Screws •



- **FOR DOUBLE LOCK COMBINATION LOCKSETS (Strike not included)**
with 1-1/2" hole on top and 2-1/8" hole on bottom with 6" centers

<u>Stock No.</u>	<u>Finish</u>	<u>Backset</u>	<u>Thickness</u>	<u>Size</u>
DJ-CW-486	PB, S	2-3/4"	1-3/4"	4-1/2" x 12"

- with 2-1/8" hole on top and 2-1/8" hole on bottom with 6" centers

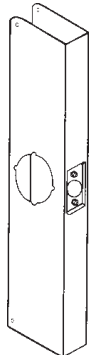
<u>Stock No.</u>	<u>Finish</u>	<u>Backset</u>	<u>Thickness</u>	<u>Size</u>
DJ-CW-946	PB, S	2-3/4"	1-3/4"	4-1/2" x 12"




- **BLANK WRAP-AROUND WITH TRIM SCREWS**

<u>Stock No.</u>	<u>Finish</u>	<u>Thickness</u>	<u>Size</u>
DJ-CW-30	AB, PB, S	1-3/8"	4-1/2" x 9"
DJ-CW-40	AB, PB, S	1-3/4"	4-1/2" x 9"
DJ-CW-70	AB, PB, S	1-3/8"	4-1/4" x 4-1/2"
DJ-CW-80	AB, PB, S	1-3/4"	4-1/4" x 4-1/2"
DJ-CW-90	PB, S	1-3/4"	5" x 12"

AB Antique Brass
BZ Satin Bronze
PB Polished Brass
S Stainless Steel
10B Oil Rubbed Bronze



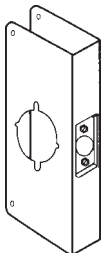
DJ-CW-20



DJ-CW-20B

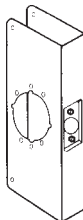
- **20" WRAP-AROUND**

<u>Stock No.</u>	<u>Finish</u>	<u>Backset</u>	<u>Thickness</u>	<u>Size</u>
DJ-CW-20B	PB, S	—	1-3/4"	5" x 20"
DJ-CW-20	PB, S	2-3/4"	1-3/4"	5" x 20"



- **FOR INSTALLING BEST 93K LEVER LOCK, 73K LOCKSET, & SARGENT 6500 SERIES (Strike not included)**

<u>Stock No.</u>	<u>Finish</u>	<u>Backset</u>	<u>Thickness</u>	<u>Size</u>
DJ-CW-9K	S	2-3/4"	1-3/4"	4-3/4" x 9"



- **FOR HEAVY DUTY GRADE 1 & GRADE 2 KEY-IN-LEVER. (Strike not included)**

<u>Stock No.</u>	<u>Finish</u>	<u>Backset</u>	<u>Thickness</u>	<u>Size</u>
DJ-CW-4-2	BZ, PB, S	2-3/4"	1-3/4"	4-3/4" x 9"
DJ-CW-81-2	BZ, PB, S	2-3/4"	1-3/4"	4-3/4" x 4-1/2"

©ZIPF LOCK COMPANY

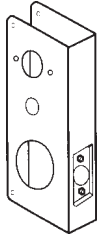
MODERNIZATION KITS

WRAP-AROUND PLATES

DON-JO

CLASSIC WRAP-AROUNDS

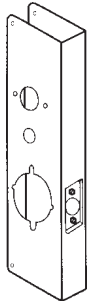
- Built-in Stainless Steel Threaded Inserts • Improved Heavy Duty Trim Screws •
- Permanent Holding Power Eliminates Loosening of Latch Mounting Screws •



• **FOR SIMPLEX/UNICAN 1000 SERIES (Strike not included)**

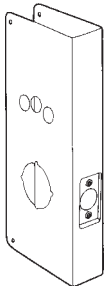
<u>Stock No.</u>	<u>Finish</u>	<u>Backset</u>	<u>Thickness</u>	<u>Size</u>
DJ-CW-9	AB, PB, S	2-3/4"	1-3/4"	5" x 9"
DJ-CW-15	AB, PB, S	2-3/4"	1-3/4"	5" x 15"

AB Antique Brass
BZ Satin Bronze
PB Polished Brass
S Stainless Steel
10B Oil Rubbed Bronze



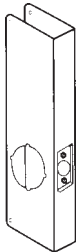
• **FOR ALARM LOCK DL-2700/T2 & 3000 SERIES TRILOGY LOCK (Strike not included)**

<u>Stock No.</u>	<u>Finish</u>	<u>Backset</u>	<u>Thickness</u>	<u>Size</u>
DJ-CW-27	AB, PB, S	2-3/4"	1-3/4"	5" x 15"

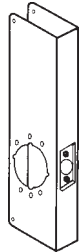


• **FOR SCHLAGE COBRA LOCKS (Strike not included)**

<u>Stock No.</u>	<u>Finish</u>	<u>Backset</u>	<u>Thickness</u>	<u>Size</u>
DJ-CW-17	S	2-3/4"	1-3/4"	5" x 12"
DJ-CW-18	S	2-3/4"	1-3/4"	5" x 12"



DJ-CW-14



DJ-CW-14-2

• **FOR CONVERSION OF SIMPLEX 1000 SERIES AND ALARM LOCK DL-2500, 2700/T2, & 3000 SERIES TO KEY-IN-KNOB LOCKS (Strike not included)**

<u>Stock No.</u>	<u>Finish</u>	<u>Backset</u>	<u>Thickness</u>	<u>Size</u>
DJ-CW-14	AB, PB, S	2-3/4"	1-3/4"	5" x 14"
DJ-CW-14-2	AB, PB, S	2-3/4"	1-3/4"	5" x 14"



DJ-CW-504



DJ-CW-514

• **FOR MORTISE LOCK WRAP-AROUND PLATE FOR 86 CUT-OUT (Strike not included)**

<u>Stock No.</u>	<u>Finish</u>	<u>Backset</u>	<u>Thickness</u>	<u>Size</u>
DJ-CW-504	S	—	1-3/4"	5" x 12"
DJ-CW-514	S	2-3/4"	1-3/4"	5" x 12"

- 8" x 1-1/4" recess
- Drill spindle and thumb turn holes in field
- Rectangle size 1-5/8" x 7-5/16"

©ZIPF LOCK COMPANY

NOTE-Security Strikes are recommended with these products. See pages 511-513.

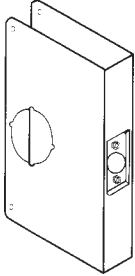
MODERNIZATION KITS

WRAP-AROUND PLATES

DON-JO

CLASSIC WRAP-AROUNDS

- Built-in Stainless Steel Threaded Inserts • Improved Heavy Duty Trim Screws •
- Permanent Holding Power Eliminates Loosening of Latch Mounting Screws •



• **FOR LOCKS WITH EXTENDED OR CONVERTED BACKSETS**

Stock No.	Finish	Backset	Thickness	Size
DJ-CW-33	S	3-3/4"	1-3/4"	5-1/2" x 9"
DJ-CW-55	AB, PB, S	5"	1-3/4"	6-1/2" x 9"

- AB** Antique Brass
- BZ** Satin Bronze
- PB** Polished Brass
- S** Stainless Steel
- 10B** Oil Rubbed Bronze

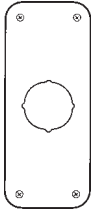
NOTE-Security Strikes are recommended with these products. See pages 511-513.

REMODELER PLATES

For modernizing or decorating

DON-JO

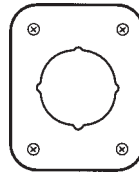
- 605** Polished Brass
- 609** Antique Brass
- 630** Stainless Steel



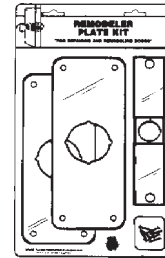
DJ-RP13509
Finishes: 605, 609, 630.
Size: 3-1/2" x 9"



DJ-RP13515
Finishes: 605, 630.
Size: 3-1/2" x 15"



DJ-RP13545
Finishes: 605, 609, 630.
Size: 3-1/2" x 4-1/2"



DJ-RPK109
Finishes: 605, 630.
Kit contains: (2) RP-13509

MODERNIZATION KITS

FILLER PLATES

DON-JO



DJ-EF160
DJ-EF161
DJ-EF161 S



DJ-EF634



DJ-HF45
DJ-SHF45



DJ-EF86
Steel




DJ-CV2414



DJ-CV86

<u>Stock No.</u>	<u>Finish</u>	<u>Size</u>	<u>Description</u>
DJ-EF160	Prime Coated	2-1/4" x 1"	160 Cut Out
DJ-EF161	Prime Coated	2-1/4" x 1-1/8"	161 Cut Out
DJ-EF161 S	Prime Coated	2-3/4" x 1-1/8"	Schlage Cut Out
DJ-EF634	Prime Coated	6-3/4" x 1"	Flush Bolt
DJ-HF45	Prime Coated	4-1/2" x 1-3/4"	Door Hinge
DJ-SHF45	Prime Coated	4-1/2" x 1-1/2"	Door Hinge
DJ-EF86	Prime Coated	8" x 1-1/4" x 3/16"	86 Cut Out
DJ-CV86	Prime Coated	8" x 1-1/4"	Convert 86 Cut Out to 161
DJ-CV2414 SL	Silver Coated	4-1/4" x 1-1/4"	Convert Sargent Integra Locks



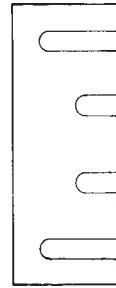
DJ-FS260 PC
A.S.A. Cut Out



DJ-FF45
DJ-FF50



DJ-BTS160 PC



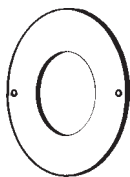
DJ-HS060
DJ-HS090



DJ-ST386 PC
Aluminum

Use with pair of 86 cut out doors. Apply ANSI strike over. Reversible.

<u>Stock No.</u>	<u>Finish</u>	<u>Size</u>	<u>Description</u>
DJ-FS260 PC	Prime Coated	4-7/8" X 1-1/4"	Strike Filler for ANSI Cut out
DJ-FF45	Prime Coated	4-1/2" x 1-5/8"	Frame Filler
DJ-FF50	Prime Coated	5" x 1-5/8"	Frame Filler
DJ-HS090	Prime Coated	13 gauge	4-1/2" shims- .090
DJ-HS060	Prime Coated	16 gauge	4-1/2" shims- .060
DJ-BTS160 PC	Prime Coated	2-3/4" x 1-3/8"	T-Strike for 160 Cut Out
DJ-ST386 PC	Prime Coated	8" x 1-1/4"	Special Strike For 86 Cut Out



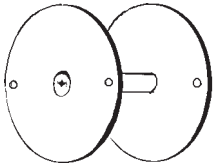
DJ-CP258
2-5/8" cylinder plate

<u>Stock No.</u>	<u>Finish</u>	<u>Description</u>
DJ-CP258 PC	Prime Coated	Cylinder plate covers up to 2-1/8" hole. Can be used with rim or mortise cylinder. The indents at 3 and 9 o'clock prevent the collar from shifting on wood or metal.
DJ-CP258 SL	Silver Coated	
DJ-CP258 BP	Brass Plated	

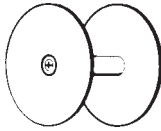
MODERNIZATION KITS

FILLER PLATES

DON-JO



DJ-BF161
Covers up to
2-1/8" hole



DJ-BF178
Covers up to
1-1/2" hole

Stock No.
DJ-PDF161

Finish
PC

Description

Covers up to 2-1/8" hole. Fits under standard rim panic device.

DJ-AR335 605, 613, 630

DJ-BF135 BP, PC, SL

DJ-BF178 BP, PC, SL

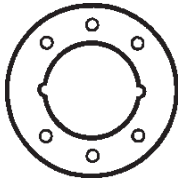
DJ-BF161 BP, PC, SL

2-3/8" Diameter Hole Filler

3-3/4" Diameter Hole Filler

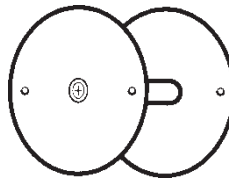
1-7/8" Diameter Hole Filler

2-3/8" Diameter Hole Filler



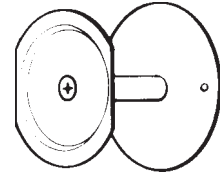
DJ-AR335

Allows for use of levers on 1-3/8" doors. Diameter: 3-1/2".



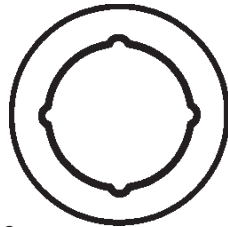
DJ-BF135

Covers up to 3-3/4" hole



DJ-PDF161

Covers up to 2-1/8" hole under rim panic device



3-1/2" O.D.

Stock No. **Finish**
DJ-SP135 605, 609, 630

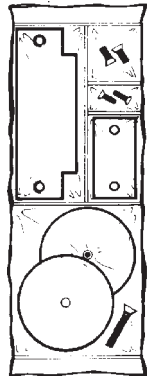
Scar plate used to convert 2-3/8" to 2-3/4" backset. Fits under rose of key-in-knob or deadbolt locks.

BP Brass Plated
PC Prime Coated
SL Silver Coated
605 Polished Brass
609 Antique Brass
630 Stainless Steel

FILLER PLATES

FILLER PLATE KITS


Combinations of the most popular filler plates packaged together in display packs for easy handling



For Gov't 161 cut-out

DJ-FPK161 PC Prime Coat plastic bag contains:

- 1ea DJ-BF161 Round hole filler
- 1ea DJ-EF161 2-1/4" x 1-1/8" edge filler
- 1ea DJ-FS260 PC 4-7/8" strike filler



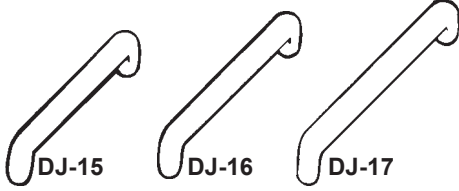
For Gov't 86 cut-out

DJ-FPK86 PC Prime Coat plastic bag contains:

- 1ea DJ-EF86 8" x 1-1/4" edge filler
- 1ea DJ-FS260 PC 4-7/8" strike filler

PUSH/PULL/KICK PLATES

DOOR PULLS



Stock No.	CTC	Dimensions
DJ-15	6"	6-3/4" x 2-1/4" x 1-1/2"
DJ-16	8"	8-3/4" x 2-1/4" x 1-1/2"
DJ-17	10"	10-3/4" x 2-1/4" x 1-1/2"

Finishes: 605, 613, 628, 629, 630
ANSI J401. 3/4" diam. Made from solid bar stock.

DON-JO



DJ-35
Finishes: 605, 613, 625, 626
Dimensions: 7-1/2" x 2" x 1-1/2".
C to C: 5-1/2". ANSI: J401.

DJ-36
Finishes: 605, 613, 625, 626
Dimensions: 7-1/2" x 2" x 1-1/2"
C to C: 5-1/2". ANSI: J401.

DIMENSIONS - Overall x Projection x Clearance

PUSH/PULL PLATES

PUSH PLATES—

DJ-70

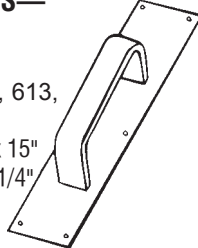
Finishes: 605, 609, 613, 619, 628, 630
PLATE: 3-1/2" x 15"
ANSI: J301



PULL PLATES—

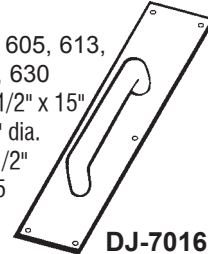
DJ-7030

Finishes: 605, 613, 628, 630
PLATE: 3-1/2" x 15"
PULL: 3/8" x 1-1/4"
C to C: 6"
ANSI: J405



DJ-7011

Finishes: 605, 613, 628, 629, 630
PLATE: 3-1/2" x 15"
PULL: 5/8" dia.
C to C: 5-1/2"
ANSI: J405



DJ-7015

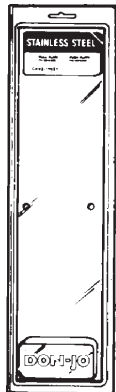
Finishes: 605, 613, 628, 629, 630
PLATE: 3-1/2" x 15"
PULL: 3/4" dia.
C to C: 6"
ANSI: J405

DJ-7016

Finishes: 605, 613, 628, 629, 630
PLATE: 3-1/2" x 15"
PULL: 3/4" dia.
C to C: 8"
ANSI: J405

PUSH PLATES—

Display Packed (.050, 18 gauge)



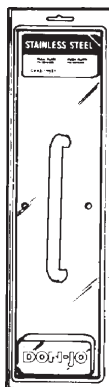
DJ-PS-13515

Finishes: 605, 613, 630
PLATE: 3-1/2" x 15"

DON-JO

PULL PLATES—

Display Packed (.050, 18 gauge)



DJ-PL-13515

Finishes: 605, 613, 630
PLATE: 3-1/2" x 15"
PULL: 5/8" dia
C to C: 5-1/2"

KICK PLATES

RESIDENTIAL KICK PLATES—

Commercial Kick Plates next page.



Display Pack: 8-1/4" x 38-1/2"

DON-JO

Innovative packaging includes an outer corrugation that insures the inner package will remain fresh for display. Package allows for hanging or stacking.

Don Jo Finishes:

- 605** Bright Brass
- 609** Antique Brass
- 613** Oil Rubbed Bronze
- 619** Satin Nickel
- 620** Antique Nickel
- 628** Aluminum
- 629** Polished Stainless Steel
- 630** Satin Stainless Steel
- BT** Gold Anodized Aluminum
- DB** Dark Bronze Anodized Alum.

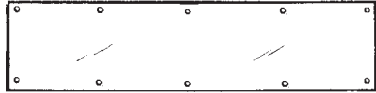
Stock No.	Finishes	Size
DJ-KP-628	605, 630	6" x 28"
DJ-KP-630	605, 630	6" x 30"
DJ-KP-632	605, 630	6" x 32"
DJ-KP-634	605, 630	6" x 34"
DJ-KP-828	605, 628, 630, BT	8" x 28"
DJ-KP-830	605, 628, 630, BT	8" x 30"
DJ-KP-832	605, 628, 630, BT	8" x 32"
DJ-KP-834	605, 628, 630, BT	8" x 34"

©ZIPF LOCK COMPANY

PUSH/PULL/KICK PLATES

KICK PLATES

COMMERCIAL KICK PLATES—



.050 Metal (BT finish .040).
ANSI J102

DON-JO

- Individually Packaged with screws.
- Full threaded to the head stainless steel sheet screws with plated finish.
- Commercial grade thickness.

Stock No.	Finishes	Size
DJ-90 6X28	605	6" x 28"
DJ-90 6X30	605, 609, 613, 619, 620, 628, 629, 630, BT, DB	6" x 30"
DJ-90 6X34	605, 609, 613, 619, 620, 628, 629, 630, BT, DB	6" x 34"
DJ-90 8X28	605, 630	8" x 28"
DJ-90 8X30	605, 609, 613, 619, 620, 628, 629, 630, BT, DB	8" x 30"
DJ-90 8X34	605, 609, 613, 619, 620, 628, 629, 630, BT, DB	8" x 34"
DJ-90 10X34	605, 613, 628, 630	10" x 34"

• See previous page for finish descriptions.

KICK PLATES



Residential Kick Plate - .037 Thickness

- All plates are .037" thick.
- The majority of kick plates are carded. Some are packaged in strong kraft paper.
- Selected sizes and finishes available in magnetic form for easy installation on hollow metal doors.
- Each non-magnetic plate is packed with #6 x 5/8" oval head, undercut sheet metal screws plated to match, for installation on hollow metal, laminate or wood doors.

Stock No.	Size	*Finishes
8400B * 6X30	6" x 30"	3, 5, 505, 613, 619, 620, 625
8400B-605 RG630MAG	6" x 30"	605
8400PA * 6X30	6" x 30"	3, 28
8400B * 6X34	6" x 34"	3, 5, 505, 613, 619, 620, 625
8400B-605 RG634MAG	6" x 34"	605
8400PA * 6X34	6" x 34"	3, 28
8400B3 8X30	8" x 30"	3
8400PA * 8X30	8" x 30"	3, 28
8400B * 8X34	8" x 34"	3, 5, 505, 613, 619, 620, 625
8400B3 8X34MAG	8" x 34"	3
8400B-505 RG8X34MAG	8" x 34"	505
8400PA * 8X34	8" x 34"	3, 28
8400PA3 8X34 MAG	8" x 34"	3

*Specify Finish.
MAG-Magnetic Kick Plate.

- SPECIAL NOTES—**
- * -Specify Finish.
 - MAG** -Magnetic Kick Plate. Stainless Steel or Solid Brass Material.
 - PA** -Aluminum Material.
 - 505** -Stainless Steel Material-Lifetime Brass Finish
- Balance of finishes are Solid Brass Material


Magnetic Kick Plates Available

Ives Finishes:

US-3	Bright Brass, clear coated
US-5	Antique Brass, clear coated
US-28	Satin Aluminum, clear anodized.
605	Polished Brass
505	Polished Brass-Lifetime
613	Oil Rubbed Bronze
619	Satin Nickel, clear coated
620	Antique Nickel, clear coated
625	Bright Chrome

Commercial Kick Plates - .050" Thickness

- Door Protection Plates are fabricated from the finest architectural aluminum, brass, and stainless steel.
- All aluminum, brass, bronze and stainless steel Door Protection Plates meet ANSI A156.6 requirements for .050" thickness.
- Each plate is packaged carefully wrapped in strong kraft paper with #6 x 5/8" oval head, undercut sheet metal screws plated to match, for easy installation on hollow metal, laminate, or wood doors.
- Use No. 8401 Kickplate Gasket Tape (*Special Order*) as a buffer between brass kickplates and metal doors to help prevent tarnishing which may result from electrolytic oxidation. One package provides enough double-sided adhesive-backed foam tape for the perimeter of an 8" x 34" plate.



Stock No.	Size	*Finishes
8400B * 6X34 050	6" x 34"	3, 5
8400B * 8X34 050	8" x 34"	3, 5

*Specify Finish.

Other sizes from 4" x 22" to 48" x 48" available by special order.

©ZIPF LOCK COMPANY

STRIKES

CAL-ROYAL

ASA Strikes



CR-ASA478
US3, 10, 10B, 26, 32D
ASA Strike

CR-ASAST
US3, 26D
Steel ASA

DON-JO

STRIKES

Deadbolt Type ANSI Strike



<u>Stock No.</u>	<u>Finish</u>
DJ-BFD2 BP	Steel Brass Plated
DJ-BFD2 SL	Steel Silver Coated

4-7/8" X 1-1/4"
13ga. (.095)

Blank ANSI Strike



<u>Stock No.</u>	<u>Finish</u>
DJ-BS161 605	Solid Brass
\$DJ-BS161 612	Solid Bronze
DJ-BS161 626	Dull Chrome
DJ-BS161 630	Stainless Steel

4-7/8" X 1-1/4"
13ga. (.095)

\$-Discontinued. Call for closeout prices.

Deadbolt Strike



\$-Discontinued. Call for closeout prices.

<u>Stock No.</u>	<u>Finish</u>
\$DJ-DBS1478 605	Polished Brass
\$DJ-DBS1478 626	Satin Chrome

4-7/8" X 1-1/4"
13ga. (.095)

ASA Mortise Strikes



<u>Stock No.</u>	<u>Finish</u>
DJ-MST261 BP	Steel Brass Plated
DJ-MST261 SL	Steel Silver Coated

4-7/8" X 1-1/4"
13ga. (.095)

Standard ANSI Strike



4-7/8" X 1-1/4"
13ga. (.095)

<u>Stock No.</u>	<u>Finish</u>
DJ-ST161 605	Solid Brass Lacquered
DJ-ST161 612	Solid Bronze Lacquered
DJ-ST161 613	Duro Coated
DJ-ST161 625	Brass, Bright Chrome Plated
DJ-ST161 626	Brass, Dull Chrome Plated
DJ-ST161 630	Stainless Steel
<u>Stock No.</u>	<u>Finish</u>
DJ-ST261 BP	Steel Brass Plated
DJ-ST261 SL	Steel Silver Coated

T Strike



2-3/4" X 1-1/8"
18ga. (.050)

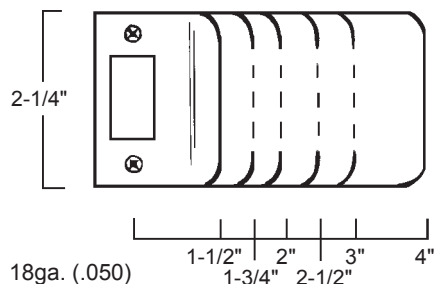
<u>Stock No.</u>	<u>Finish</u>
DJ-TS-234 605	Polished Brass
DJ-TS-234 630	Stainless Steel

STRIKES

DON-JO

STRIKES

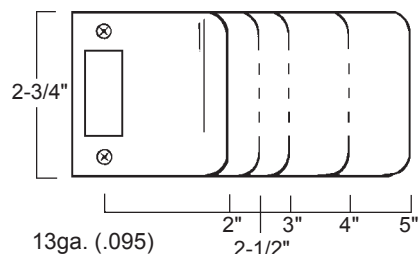
2-1/4" Extended Lip Strike



Stock No.	Finishes	Size
DJ-EL102	605, 609, 619, 620, 630	2-1/4" x 2"
*DJ-9102	605, 609, 619, 620, 630	2-1/4" x 2"
DJ-EL103	605, 609, 630	2-1/4" x 3"
*DJ-9103	605, 630	2-1/4" x 3"
DJ-EL104	605, 609, 630	2-1/4" x 4"
DJ-EL115	605, 609, 619, 620, 630	2-1/4" x 1-1/2"
*DJ-9115	605, 609, 619, 620, 630	2-1/4" x 1-1/2"
DJ-EL125	605, 609, 630	2-1/4" x 2-1/2"
*DJ-9125	605	2-1/4" x 2-1/2"
DJ-EL175	605, 609, 619, 620, 630	2-1/4" x 1-3/4"
*DJ-9175	605, 619, 620, 630	2-1/4" x 1-3/4"

*SAVE MONEY: DJ-9102, DJ-9103, DJ-9115, DJ-9125 and DJ-9175 are polybagged and sold in multiples of 10.

2-3/4" Extended Lip Strike

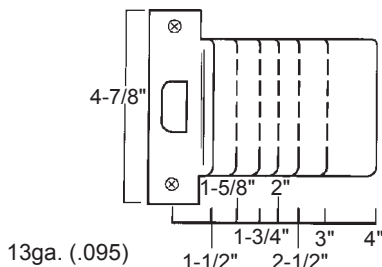


Stock No.	Finishes	Size
DJ-EL202	BP	2-3/4" x 2"
DJ-EL203	BP	2-3/4" x 3"
DJ-EL204	BP	2-3/4" x 4"
DJ-EL205	BP	2-3/4" x 5"
DJ-EL225	BP	2-3/4" x 2-1/2"

Don Jo Finishes:

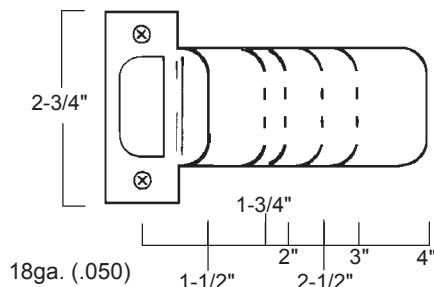
605	Bright Brass
609	Antique Brass
612	Satin Bronze
619	Satin Nickel
620	Antique Nickel
630	Satin Stainless Steel
BP	Brass Plated

4-7/8" Extended Lip ANSI Strike



Stock No.	Finishes	Size
DJ-EST102	605, 612, 630	4-7/8" x 2"
DJ-EST103	605, 612, 630	4-7/8" x 3"
DJ-EST104	605, 612, 630	4-7/8" x 4"
DJ-EST115	605, 612, 630	4-7/8" x 1-1/2"
DJ-EST125	605, 612, 630	4-7/8" x 2-1/2"
DJ-EST158	630	4-7/8" x 1-5/8"
DJ-EST175	605, 612, 630	4-7/8" x 1-3/4"

2-3/4" Extended Lip T-Strike



Stock No.	Finishes	Size
DJ-ETS102	605, 609, 630	2-3/4" x 2"
DJ-ETS103	605, 609, 630	2-3/4" x 3"
DJ-ETS104	605, 609, 630	2-3/4" x 4"
DJ-ETS115	605, 609, 630	2-3/4" x 1-1/2"
DJ-ETS125	605, 609, 630	2-3/4" x 2-1/2"
DJ-ETS175	605, 609, 630	2-3/4" x 1-3/4"

Security Strikes - display packed



DJ-2SDS

For Deadbolt



DJ-2SS

For Key-in-knob



DJ-2SDS 8

Super strike for deadbolt

Stock No.	Finish	Size
DJ-2SDS BP	Steel Brass Plated	4-7/8" x 1-1/4"
DJ-2SDS SL	Steel Silver Coated	4-7/8" x 1-1/4"
DJ-2SS BP	Steel Brass Plated	4-7/8" x 1-1/4"
DJ-2SS SL	Steel Silver Coated	4-7/8" x 1-1/4"
DJ-2SDS 8 BP	Steel Brass Plated	8" x 1-3/8"
DJ-2SDS 8 SL	Steel Silver Coated	8" x 1-3/8"

13 ga. (.095). Supplied with four 3" screws for extra security.

©ZIPF LOCK COMPANY

STRIKES

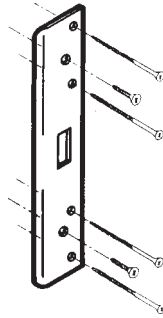
DON-JO

STRIKES

SERIES 8 STRIKE

Single Hole Version

Single hole version designed to work with key-in-knob or dead-bolt.



Stock No.

DJ-FL208N BP

DJ-FL208W BP

DJ-FL208W SL

DJ-FL208W WH

Finish

Brass Plated

Brass Plated

Silver Coated

White Coated

Size

8" X 1-3/8"

8" X 1-3/4"

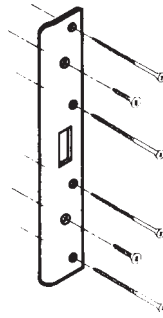
8" X 1-3/4"

8" X 1-3/4"

SERIES 12 STRIKE

Single Hole Version

Single hole version designed to work with key-in-knob or dead-bolt.



Stock No.

DJ-FL212N BP

DJ-FL212W BP

DJ-FL212W SL

DJ-FL212W WH

Finish

Brass Plated

Brass Plated

Silver Coated

White Coated

Size

12" X 1-3/8"

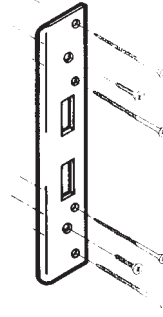
12" X 1-3/4"

12" X 1-3/4"

12" X 1-3/4"

Double Hole Version

Double hole version designed to accommodate both 3-5/8" and 4" centered locksets.



Stock No.

DJ-FL212N4 BP

DJ-FL212W4 BP

DJ-FL212W4 SL

DJ-FL212W4 WH

Finish

Brass Plated

Brass Plated

Silver Coated

White Coated

Size

12" X 1-3/8"

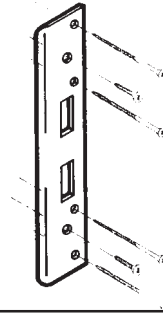
12" X 1-3/4"

12" X 1-3/4"

12" X 1-3/4"

Double Hole Version

Double hole version designed to accommodate 6" center holes.



Stock No.

DJ-FL212N6 BP

DJ-FL212N6 SL

DJ-FL212W6 BP

DJ-FL212W6 SL

DJ-FL212W6 WH

Finish

Brass Plated

Silver Coated

Brass Plated

Silver Coated

White Coated

Size

12" X 1-3/8"

12" X 1-3/8"

12" X 1-3/4"

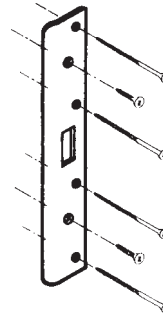
12" X 1-3/4"

12" X 1-3/4"

SERIES 18 STRIKE

Single Hole Version

Single hole version designed to work with key-in-knob or dead-bolt.



Stock No.

DJ-AST21341 BP

DJ-AST21341 SL

DJ-AST21381 BP

Finish

Brass Plated

Silver Coated

Brass Plated

Size

18" X 1-3/4"

18" X 1-3/4"

18" X 1-3/8"

STRIKES

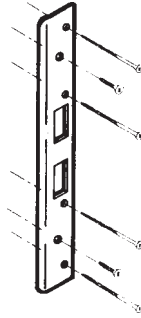
DON-JO

STRIKES

SERIES 18 STRIKE

Double Hole Version

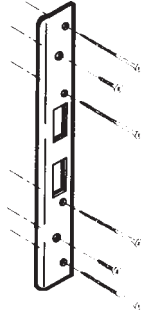
Double hole version designed to accommodate both 3-5/8" and 4" centered locksets.



<u>Stock No.</u>	<u>Finish</u>	<u>Size</u>
DJ-AST21342 BP	Brass Plated	18" X 1-3/4"
DJ-AST21342 SL	Silver Coated	18" X 1-3/4"
DJ-AST21382 BP	Brass Plated	18" X 1-3/8"

Double Hole Version

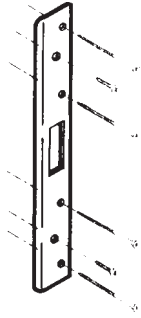
Double hole version designed to accommodate 6" center holes.



<u>Stock No.</u>	<u>Finish</u>	<u>Size</u>
DJ-AST21346 BP	Brass Plated	18" X 1-3/4"
DJ-AST21346 SL	Silver Coated	18" X 1-3/4"
DJ-AST21346 WH	White Coated	18" X 1-3/4"
DJ-AST21386 BP	Brass Plated	18" X 1-3/8"

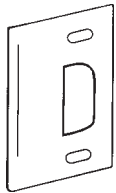
Mortise Lock Version

Mortise hole version with "universal" center hole.



<u>Stock No.</u>	<u>Finish</u>	<u>Size</u>
DJ-AST2134M BP	Brass Plated	18" X 1-3/4"
DJ-AST2134M SL	Silver Coated	18" X 1-3/4"

ADJUSTABLE SECURITY STRIKE



DJ-A2SS



DJ-A2SDS

<u>Stock No.</u>	<u>Size</u>	<u>Description</u>	<u>Finish</u>
DJ-A2SS BP	3-3/8" X 1-3/4"	Key in knob strike	Steel Brass Plated
DJ-A2SS SL	3-3/8" X 1-3/4"	Key in knob strike	Steel Silver Coated
DJ-A2SDS BP	3-3/8" X 1-1/4"	Deadbolt strike	Steel Brass Plated
DJ-A2SDS SL	3-3/8" X 1-1/4"	Deadbolt strike	Steel Silver Coated