

# EXIT DEVICES

## EXIT CONTROL LOCK

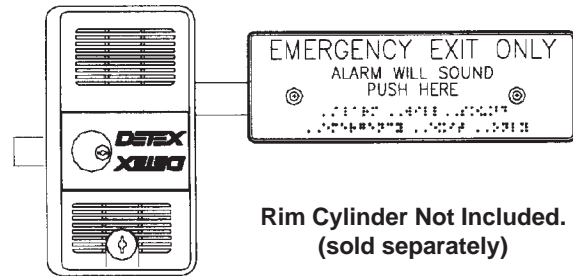
# DETEx

Meets ADA Requirements



### BENEFITS—

- Deters unauthorized exit.
- Reduces employee and customer theft.
- Proven durability, reliability and long service life at a reasonable price.
- Best in class attack resistance from the outside: withstands over 2200 lbs. static load (outside pull force).
- Time tested construction resists attack from the inside.
- UL Listed panic hardware exceeds life safety, ADA, CA Title 19, ANSI/BHMA requirements for all building codes.
- 5-year limited warranty.



Rim Cylinder Not Included.  
(sold separately)

**FEATURES—**When armed, pressing the exit bar retracts the deadbolt and sounds the alarm to allow exit. An authorized key simultaneously projects the bolt, secures the door and resets the alarm.

Use of the control key permits unlocking the door without sounding the alarm.

Approximately 100db alarm commands attention even in the noisiest environment. Powered by one standard 9 volt battery. 1" throw, saw resistant deadbolt. Rugged housing with key lock. Corrosion resistant alloy lock body. Non handed.

**Stock No.**      **Description**  
**DET-ECL230D** Exit Control Unit

### SPECIFICATIONS

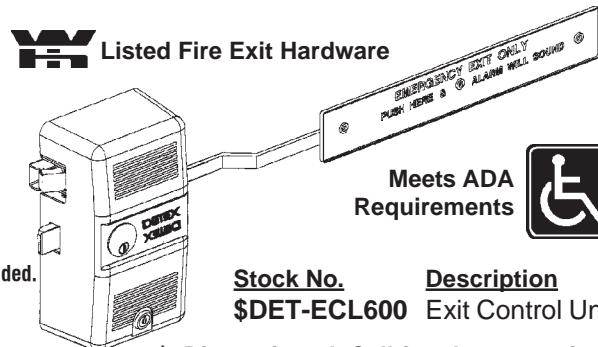
- SIZE:** 10-3/8" H x 5-3/4" W x 3-3/4" D (lock case)  
3-1/8" H x 12-7/8" W (push plate and bar)
- PADDLE:** 3" H x 8-7/8" L. Florescent orange.
- BACKSET:** For door preparation of 2-3/4"
- STRIKES:** 1ea ECL437K Adjustable Surface (standard)  
1ea ECL439K Mortise Strike Plate Kit
- FINISH:** Die-cast aluminum alloy housing with Corvel Detex Silverado finish. Florescent orange paddle.

## EXIT CONTROL LOCK - FIRE RATED

**BENEFITS—**(same as above, plus...)

- Automatic relatching for added security and fire rating.
- Warnock Hersey Labeled fire exit hardware exceeds life safety, ADA, CA Title 19, ANSI/BHMA requirements for a building codes.
- May be used on 36" - 48" wide doors.
- 5-year limited warranty.

Rim Cylinder Not Included.  
(sold separately)



Meets ADA Requirements



**Stock No.**      **Description**  
**\$DET-ECL600** Exit Control Unit

\$=Discontinued. Call for closeout prices.

### SPECIFICATIONS

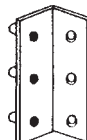
- SIZE:** 10-3/8" H x 5-3/4" W x 3-3/4" D (lock case)  
2-1/2" H x 24-11/8" W (push plate and bar)
- PADDLE:** 2-1/2" H x 16" L. Florescent orange.
- BACKSET:** For door preparation of 2-3/4"
- STRIKES:** Keeper & strike kit included.
- FINISH:** Die-cast aluminum alloy housing with Corvel Detex Silverado finish. Florescent orange paddle.

## MISCELLANEOUS

**DET-ECL475K**  
Decorative Back Plate Kit.



**DET-PP5572-15**  
Replacement Cover Lock.



**DET-ECL435K**  
Adjustable surface keeper. "L" & "Z" bracket for double door applications.

**DET-ECL2111K**  
9 volt adapter kit for the 230C & D exit alarms with a 6 volt battery. Use this kit to convert from 6V to 9V. Includes 9V battery, replacement horn, wiring & instructions.

©ZIPF LOCK COMPANY

# EXIT DEVICES

## VALUE SERIES EXIT



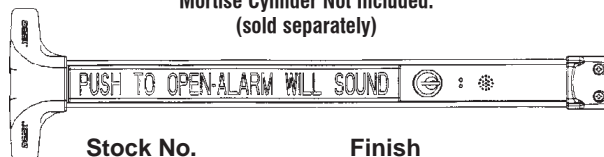
Meets ADA  
Requirements



### BENEFITS—

- Best value for durable attractive loss prevention door hardware.
- Reduces employee and customer theft.
- Controls foot traffic, deters unauthorized exits and meets building code requirements for panic and fire exit hardware.
- Patented installation eliminates the need for a paper template, providing precise alignment with the door and frame.
- Fast, easy, secure installation prevents costly mistakes and enhances overall security.
- Tamper resistant housing protects electronics, battery and internal hardware, preventing manipulation.
- Relatching bolt automatically relocks the device when the door closes.
- Low profile keeps the opening clear while the door is open.
- Cylinder dogging is standard.
- Grade 1, UL Listed fire and panic exit hardware exceeds life safety, ADA, CA Title 19, ANSI/BHMA requirements for all building codes.
- 3-year limited warranty with 1-year electronics warranty.

Mortise Cylinder Not Included.  
(sold separately)



Stock No.	Finish
DET-V40 EB AL 36"	Aluminum (628)
DET-V40 EB BK 36"	Black (711)

**AL** Aluminum (628) baseplate, red push pad with white warning letters, and black (711) cover, filler plate and end cap.  
**BK** Black (711) baseplate, red push pad with white warning letters, and black (711) cover, filler plate and end cap.

### FEATURES:

- Stainless steel self-latching bolt
- Tamper-resistant housing
- Delayed arming feature
- Field selectable manual rearming or auto-rearming
- Powered by standard 9-volt battery
- Low battery alert

**OPERATION:** Alarm is armed or disarmed by key. A mortise cylinder with standard cam is required (sold separately). The 100db alarm will sound with any unauthorized exit.

## EAX-500 SERIES EXIT

### BENEFITS—

- Low-cost, self-contained door alarm with piezo horn that sounds to warn unauthorized use of a door.
- Patented plastic template allows for foolproof alignment of internal magnetic door contact and an accurate installation.
- Tapered cover allows for installation on narrow stile doors, 2" minimum.
- An intelligent circuit that automatically senses the "handing" of the alarm location on the door.
- Patented cam assembly automatically adjust for different sizes of cylinders without the use of spacers.
- Extended bypass now a standard feature - user may deactivate if necessary.
- Low battery alert. LED visual/audible arming indicators.
- Field selectable: 2-minute auto rearm, status indicators.
- Easy to install using common tools.

Stock No.	Description
DET-EAX-500	Surface Door Mount

### PHYSICAL SPECIFICATIONS:


**Dimensions:**  
2.10"W x 2.375"D x 7.70"L

**Housing:**  
Grey finish polymer case

**Battery:**  
9V Energizer battery included

**Warning Sign:**  
1 ea red and white pressure sensitive sign reading "EMERGENCY EXIT ONLY ALARM WILL SOUND". (11" x 3-3/8")

**Cylinder: (not included)**  
Alarm accepts 5, 6, and 7 pin standard and interchangeable core mortise cylinders with a standard Yale cam for inside control. Rim cylinder required for outside control.



Mortise Cylinder  
not included - order  
separately

**OPERATION:** To arm - Insert and rotate the key counterclockwise until the green LED illuminates, remove key. The green LED light will illuminate for 15 seconds during the arming sequence followed by 3 chirps indicating the alarm is armed. To disarm - Insert and rotate the key clockwise until the red LED flashes twice, remove key. The red LED will flash twice periodically indicating the unit is disarmed.

©ZIPF LOCK COMPANY