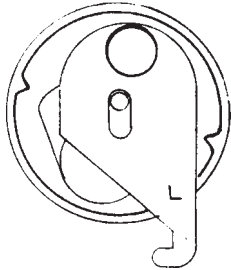


MISCELLANEOUS PARTS

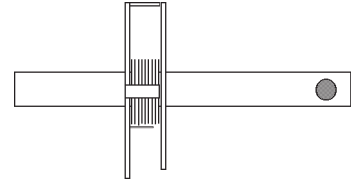


AR-4580
Cam disc, reversible

**ADAMS
RITE**



28-0064-02 Right Hand
28-0064-03 Left Hand
Replacement spring for 4160 handle.



31-0485 (HY485)
Spindle for 4160 handle.

**TWIN/6000 SERIES
TWIN EXCLUSIVE SERIES**

ASSA



AS-867445 AS-867446 AS-867447 AS-867452 AS-867453 AS-872610


Pins and Springs

- AS-867065** Cylinder spring
- AS-867066** Top pin 1-2
- AS-867067** Top pin 3-4
- AS-867068** Top pin 5-6
- AS-867069** Top pin 7-8-9
- AS-867070** Master Pin 1
- AS-867071** Master Pin 2
- AS-867072** Master Pin 3
- AS-867073** Master Pin 4
- AS-867074** Master Pin 5
- AS-867075** Master Pin 6
- AS-867076** Master Pin 7
- AS-867077** Master Pin 8
- AS-867078** Bottom pin 1
- AS-867079** Bottom pin 2
- AS-867080** Bottom pin 3
- AS-867081** Bottom pin 4
- AS-867082** Bottom pin 5
- AS-867083** Bottom pin 6
- AS-867084** Bottom pin 7
- AS-867085** Bottom pin 8
- AS-867086** Bottom pin 9
- AS-867015** Side pin (Twin)
- AS-353837** Right Hand Side Pin (V-10)
- AS-353838** Left Hand Side Pin (V-10)
- AS-867087** Side pin spring (Twin)
- AS-867088** Side bar spring (Twin)
- AS-868141** Pin chamber closing strip-
for Mort, Rim, KIK

\$-Discontinued. Call for
closeout prices.

Cams & Tailpieces

- AS-867445** #1 Adams Rite Cam
- AS-867446** #3 Corbin Clover Leaf Cam
- AS-867447** #4 Corbin Bever Tail Cam
- AS-867452** #2 Sargent Cam
- AS-867453** #6 Schlage "L" Cam
- AS-867450** Horizontal & Vertical Rim Tailpiece Kit
- AS-872610** #5 Yale/Standard Cam



Screws

- \$AS-867090** Phillips Screw For Cam
- AS-868138** Slotted Screw For Rim Tailpiece
- AS-900209** Kit, includes plate and 2 screws

INTERCHANGEABLE CORE PARTS



AR-001



AR-AM2



AR-004

N Series, Exit
Devices, Alarms



AR-006

Schlage



AR-18

Adams Rite

MORTISE HOUSING PARTS

- | <u>Stock No.</u> | <u>Description</u> |
|-----------------------|--------------------------|
| AR-3-48 X 3/16 | Cam Set Screw |
| AR-C16CR-122 | Washer |
| AR-C16CR-121A | Adaptor Assembly - 7 pin |

Deadbolt Parts

- \$AS-806268*** Spacer ring for 1-3/8" thick door
- \$AS-806269*** Adaptor ring for 2-/8" dia. hole
- *Specify Finish: 605, 609, 624, 626

©ZIPF LOCK COMPANY

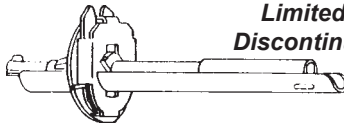
MISCELLANEOUS PARTS

MISCELLANEOUS PARTS

Kwikset

SPINDLES

*Limited Availability
Discontinued by factory*



- KW-4738** 640 Series Spindle Assembly
- KW-5333** 400, 410 Spindle Assembly
- KW-5334** 401, 404, 411, 414, 451 Spindle Assembly
- KW-5344** 300 Spindle Assembly

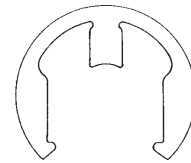
SCREWS

Limited Availability - Discontinued by factory

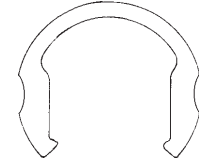
- KW-2715** 665 One Way Interior Screw (Old Style)
- KW-2761** 660 Regular Interior Screw (Old Style)
- KW-3224** 885 One Way Oval Head Screw
- KW-3225** 885 Regular Interior Screw
- KW-4424** 880/885 Mounting Studs
- KW-6070** 660/870 Regular Interior Screw (New Style)
- KW-6071** 665/875 Regular Interior Screw (New Style)
- KW-6118** 665/875 One Way Oval Head Screw

THICK DOOR KITS

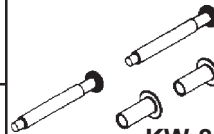
- KW-81248** 980/982 Deadbolts
 - KW-81249** 985/984 Deadbolts
 - KW-81691** 780/970/880 Deadbolts
 - KW-84221** 785/975/885 Deadbolts
 - KW-86129** 660/870 Deadbolts
 - KW-86130** 665/875 Deadbolts
 - KW-81714** Ultramax Knobsets (720, 740)
 - KW-81706** Maximum Knobsets (100, 200, 400, 401)
 - KW-81706** Maximum Levers
 - KW-81706** Security Knobsets (100, 200, 400, 401)
- Stock US-3 finish on above parts.



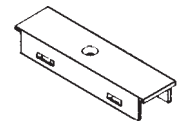
KW-84215
Plug Clip (Deadbolt)



KW-84345
Plug Clip (Lockset)

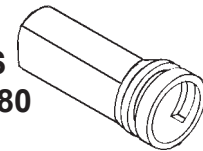


KW-81892
For installing dummies on hollow core doors.
US-3, 5, 15, 15A, 26, 26D



KW-85757 5 Pin
KW-83561 6 Pin
Tumbler Pin Cover

TORQUE BLADES FOR: 630/660/780/880



- KW-84991** Std. Door 630/660/780/880 Torque Blade—1-3/8" - 1-3/4"
- KW-84992** Thick Door 630/660/780/880 Torque Blade—1-7/8" - 2-1/4"
- KW-84987** Std. Door 635/665/785/885 Torque Blade Exterior—1-3/8" - 1-3/4"
- KW-84993** Std. Door 635/665/780/885 Torque Blade Interior—1-3/8" - 1-3/4"
- KW-84988** Thick Door 635/665/785/885 Torque Blade Exterior—1-7/8" - 2-1/4"
- KW-84994** Thick Door 635/665/785/885 Torque Blade Interior—1-7/8" - 2-1/4"

664 CONVERSION KIT

KW-664 US-3, 5, 26D For converting Kwikset 663 (one sided deadbolt) to a 667 (one sided w/exterior plate). Kit includes: Blank plate, screws and torque blade.

PIN AND SPRING REFILLS FOR KWIKSET:

<u>Descriptions</u>	<u>*Stock #</u>	<u>Descriptions</u>	<u>*Stock #</u>
Tumbler Springs	LB-KW1777	.264 Bottom Pin-#5	LB-KW3106
PK Balls	KW-82208	.287 Bottom Pin-#6	LB-KW3107
.180 Driver Pin (Top)	LB-KW1858	.023 Master Pin-#1	LB-KW3108
.180 Regular Anti-pick Pin (Top)	KW-80370	.046 Master Pin-#2	LB-KW3110
.160 PK Pin (Top)	KW-83117	.069 Master Pin-#3	LB-KW3112
.160 PK Anti-pick Pin (Top)	KW-80369	.092 Master Pin-#4	LB-KW3113
.172 Bottom Pin-#1	LB-KW3100	.115 Master Pin-#5	LB-KW3114
.195 Bottom Pin-#2	LB-KW3101	.138 Master Pin-#6	LB-KW3125
.218 Bottom Pin-#3	LB-KW3103		
.241 Bottom Pin-#4	LB-KW3105		

*LB- made by LAB.

MISCELLANEOUS PARTS

PRIMUS MISCELLANEOUS PARTS



Cylinder Bars & Drivers

Stock No.

(Must use Primus driver, cap pin location at 2 o'clock rather than 10 o'clock.)

A & H-Series Knobs - Everest & Primus

Bar & Driver, Standard **SP-A301-337***

Bar & Driver, ORB (Except A73) **SP-A301-338**

*Requires use of disc C603-098

AL-Series Levers

Bar & Driver, Standard (Except AL85) **SC-A700-031**

BC100 Series Deadbolts - 6 Pin

Driver (Everest & Primus) **SP-B502-949**

Tailpiece, BC160 **SC-B202-557**

Tailpiece, BC162 **SC-B202-269**

B660 Series Deadbolts - 6 Pin - Everest & Primus

B660/663 (1-3/8" to 2-1/2") **SP-B610-084**

B662 (1-3/8 to 2") **SP-B610-085**

D-Series (Not D85)

Bar & Driver, Knobs, Standard **SC-C603-524**

Cylinder Bars & Drivers

Stock No.

D-Series (Not D85) cont'd

Bar & Driver, Knobs (2" to 2-1/2") **SP-A301-337***

Bar & Driver, Levers **SC-C604-243**

Bar & Driver, "ND" Levers **SP-N523-022**

Full Size I/C core driver & retainer **SC-04-033**

* Requires use of disc C603-098

Rim Cylinder

Driver, Standard (non-IC) **SC-B502-310**

Tailpiece, standard (non-IC) **SC-B502-899**

Miscellaneous Primus

Stock No.

Finger Pin Kit(finger pins, springs,40-066) **SP-40-070**

Key Gage **SC-40-104**

Key Order Form **SP-MS-E110**

Facesheet **SP-MS-E120**

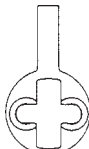





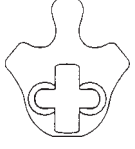
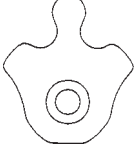

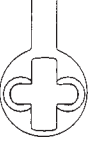


Signature Card **SP-MS-E130**

ID Control Register **SP-MS-E160**

SPECIAL CAMS

Note-Cams pictured smaller than actual size.

SPECIAL CAMS FOR SCHLAGE MORTISE CYLINDERS TO OPERATE OTHER MANUFACTURERS' LOCKS

	Classic Conventional 20-001	Interchangeable Core 20-061, 20-771, 26-090 80-102, 80-132, 80-302	Everest & Primus 20-001 Everest 20-500 & 20-700 Primus
Corbin/Ruswin® DL4000 Series. (Old Corbin 420 & Ruswin 1503)	SC-B520-295 	SC-B520-254 	SP-B520-366 
Corbin/Ruswin® ML2200 Series. All functions except ML2255 & ML2242 inside.	SC-B520-233 	SC-B520-253 	SP-B520-309 
Corbin/Ruswin® A65 ML2200 master ring deadbolt functions manufactured before 6/10/93 Ruswin Old cast iron residential locks	SC-B520-223 	SC-B520-360 	SP-B520-367 
Sargent® 13-0660. All functions except 16 inside and 50 outside. Yale® -2160 Arrow® -#004	SC-B520-256 	SC-B520-296 	SP-B520-329 

©ZIPF LOCK COMPANY

MISCELLANEOUS PARTS

MISCELLANEOUS PARTS



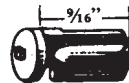
SC-C503-347



LB-SC-C503-115



LB-SC-C503-116



SC-B202-370



SC-B520-375



SC-B502-310



SC-C503-346



SC-B202-369



SC-B202-453



SC-B502-899



SC-C503-118



SC-B202-269
SC-B220-032 1"
SC-B220-036*

*See chart.



SC-B202-557 1-27/32"
SC-B202-558 2"



SC-A508-614 (sold as a set)
for ORB, COM, PLA designs



SC-A508-606 (sold as a set)
for other designs

BAR AND/OR DRIVER

Stock No.	Description (Pictured above)
SC-A508-606	A, H Series classic conventional 6-pin (not ORB).
SC-A508-614	A Series ORB classic conventional 6-pin (not A73 or A85).
SC-A700-031	AL Series-except hotel function: Bar and driver-not pictured.
SC-B202-269	BC162; B162: 5-pin 1-5/16" to 1-5/8" door; B252/B462: 6-pin 1-3/8", 2-1/4", 2-1/2" door.
SC-B202-369	B252/B462: 6-pin 1-5/8", 1-3/4", 3" door std bar.
SC-B202-370	B252/B462: 5-pin 1-3/8" door std, 6-pin 1-1/2", 2", 2-3/4" door.
SC-B202-453	B252/B462: 5-pin 2-1/2" door.
SC-B202-557	B160: 5-pin 1-3/8" to 1-3/4" door; 6-pin 1-5/8" to 1-3/4" door.
SC-B202-558	B160: 5 or 6-pin 1-13/16" to 2-1/4" door; B250/B460: 5 or 6-pin 1-3/8" to 2-3/4" door std bar; B560: 1-5/8" to 2-1/8" door; F160N; H110/H153 upper cylinder.
SC-B220-032	B162: 5-pin over 1-5/8" to 1-13/16" door, 6-pin over 1-11/16" to 2" door.
SC-B220-036	B162: 6-pin over 2" to 2-1/4" door; F162N.
SC-B520-375	BC100: Driver, classic conventional.
SC-B610-044	B660, B663 driver bar(s) and retainer. 1-3/8" to 2-1/2" doors-not pictured.
SC-B610-045	B662 driver bar(s) and retainer. 1-3/8" to 2" doors-not pictured.
SC-B610-046	B662 driver bar(s) and retainer. Greater than 2" to 2-1/2" doors-not pictured.
SC-C503-346	Spacer for 20-033, 20-066, 20-067, 20-069.
SC-C603-524	D Series: Bar and driver for ATH, RHO and SPA cylinder (23-013)-not pictured.
SC-C604-243	D Series: Bar and driver for knob cylinder (23-001)-not pictured.
SC-F206-437	Thick door kit for F/FA single cylinder handlesets, 2" to 2-1/2". Specify finish: 605, 609, 613, 619, 626.
SC-N523-023	ND Series: Bar and driver for lever cylinder (23-065)-not pictured.
SC-S605-192	S Series: Cylinder sleeve-not pictured.
SC-S605-228	S Series: Driver-not pictured.
SC-XB11-990	BC160P: for doors over 1-3/4" to 2-1/4". (2 ea. B600-101 and 1 ea. B502-999). Specify finish: 605, 626
SC-XB11-991	BC162P: for doors over 1-3/4" to 2-1/4". (2 ea. B600-056 and 2 ea. B220-036). Specify finish: 605, 626

RIM CYLINDER BAR

Stock No.	Description (Pictured above)
SC-B502-899	Rim Cylinder: Bar #1 for 20-021, Bar #2 for 20-002.

©ZIPF LOCK COMPANY

MISCELLANEOUS PARTS



Primus Pins and Springs

#1 Finger Pin	Stock No. SP-34-001
#2 Finger Pin	SP-34-002
#3 Finger Pin	SP-34-003
#4 Finger Pin	SP-34-004
#6 Finger Pin	SP-34-006
Finger Pin Spring	SP-C603-951
Everest Check Pin Spring	SP-C603-951
Sidebar Spring	SP-C603-952
Sidebar	SP-C603-950

Top, Master & Bottom pins can be used on Primus & Everest Primus "Controlled Access" and Schlage Standard & Everest Cylinders.

Regular & Primus Pins and Springs

		<u>*LAB Stock No.</u>
#1 Top Pin	34-101	LB-SC-34-101
#2 Top Pin	34-102	LB-SC-34-102
#3 Top Pin	34-103	LB-SC-34-103
#2 Master Pin	34-202	LB-SC-34-202
#3 Master Pin	34-203	LB-SC-34-203
#4 Master Pin	34-204	LB-SC-34-204
#5 Master Pin	34-205	LB-SC-34-205
#6 Master Pin	34-206	LB-SC-34-206
#7 Master Pin	34-207	LB-SC-34-207
#8 Master Pin	34-208	LB-SC-34-208
#9 Master Pin	34-209	LB-SC-34-209
#0 Bottom Pin	34-300	LB-SC-34-300
#1 Bottom Pin	34-301	LB-SC-34-301
#2 Bottom Pin	34-302	LB-SC-34-302
#3 Bottom Pin	34-303	LB-SC-34-303
#4 Bottom Pin	34-304	LB-SC-34-304
#5 Bottom Pin	34-305	LB-SC-34-305
#6 Bottom Pin	34-306	LB-SC-34-306
#7 Bottom Pin	34-307	LB-SC-34-307
#8 Bottom Pin	34-308	LB-SC-34-308
#9 Bottom Pin	34-309	LB-SC-34-309

*LAB "Original Pins for Schlage". Sold in plastic Vials.

F Series Compressible Cylinder


Top T-Pin	Stock No. SC-F506-451
Removable Cap	SC-F506-452
T-Pin Top Spring	SC-F506-453

Pins and Springs

Pin Tumbler Spring	Stock No. LB-SPR-115L
Cap Retainer Pin Spring	LB-SC-C503-115
SFIC 20S Tumbler Spring	SC-C504-114
Full Size I/C Control Bottom Pin	SC-C603-967
Retainer Cap Pin	LB-SC-C503-116
Retainer Cap	SC-C503-118



IL-862-00-10 (2CR)
Minimum of 10



IL-862A-00-10 (2CE)
Minimum of 10



YA-1145
Minimum of 5



YA-1151
.220-24
Rim Lock Screws



YA-1151A
.220-24
Rim Lock Screws

**Can't find a part you
need ?
Please give us a
call
1-800-848-1577**