
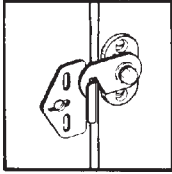


# MISCELLANEOUS

## Folding Door Lock



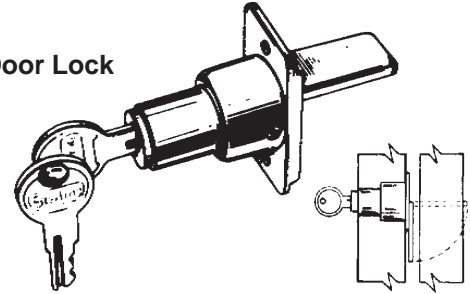
### ST-1064 US-3

Positive locking action. Easy to mount. Only one 3/4" hole needed in one door. Strike is mounted on back side of opposite panel or on striking jamb. Key may be removed in either locked or unlocked position. Two keys per lock. Fits doors from 3/4" to 1-3/8" thick.

## —STERLING—

## Sliding Door Lock

US-3 Polished Brass  
US-26D Satin Chrome



### ST-1068 US-3, 26D

A truly quality wardrobe lock. Patented, positive-action design with lock cylinder geared directly to the tongue. One half turn of key locks or unlocks. Fits doors 3/4" to 1-3/4" thick. Two keys per lock.

## CRASH STOP (CHAIN)

### CAL-ROYAL



#### CR-HDCDV48 26D

Adjustable Chain Door Stop (20" to 30-1/2")  
(Ives #115)




**Stock No.**  
IV-CS115-25 26D  
**Length**  
25-1/2"  
Finishes: 26D

#### Extra Heavy Duty Crash Stop

- Specially designed for full-size exterior doors.
- Tear resistant, grey vinyl cover.
- Heavy duty compression spring assembled to both ends of chain and end brackets.
- Packed with sheet metal screws.
- Cast Brass brackets with solid, welded steel chain.
- Meets ANSI/BHMA A156.16, L12231, (Grade 1).
- Length: 25-1/2"; For 36" wide doors;  
Bracket size: 1-9/16" X 1-9/16"

## DOOR BOLTS

### CAL-ROYAL

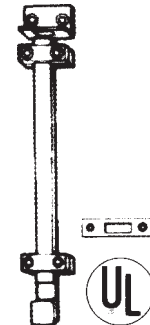


Stock No.	Length	Finish
CR-SB873	3" Bolt	US-3, 15, 15A, 26
CR-SB874	4" Bolt	US-3, 5, 10B, 15, 15A, 26
CR-SB876	6" Bolt	US-3, 5, 10B, 15, 15A, 26
CR-SB8712	12" Bolt	US-3, 5, 10B, 15, 15A, 26

Brass Surface Bolt  
(Poly Packed w/screws)

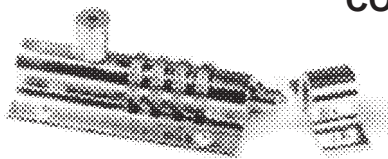
#### CR-ESSBUL-50

US26D  
UL Listed 8" Heavy  
Duty Surface Bolt.  
(Ives #453)  
Bolt Throw: 1-3/16"  
Width: 1"  
Projection: 1-5/8"



## COMBI-BOLT

10,000  
Possible  
Combinations



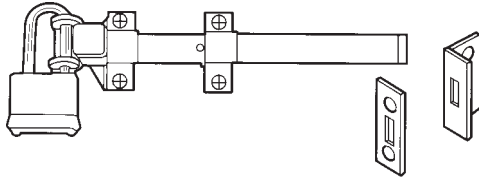
**Stock No.**  
CB-2000 BLACK  
Black finish

- Great for gates and sheds.
- 10,000 possible combinations.
- Easily set your combination anytime.
- Permanent screw mounts.
- Heavy duty solid metal bolt & construction.
- Functionality/simplicity of sliding bolt while providing additional security.
- Ideal for outdoor use, totally rustproof.
- Easy to install in variety of applications.
- Easily converts from right hand to left hand doors.

©ZIPF LOCK COMPANY

# MISCELLANEOUS

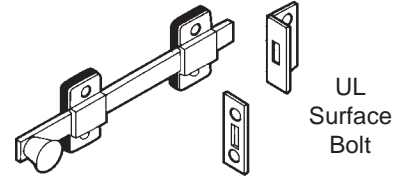
## DOOR BOLTS



**Stock No.** **Finish** **Size** **Throw**  
**DJ-1582** 630 8" 1"

- All stainless steel construction.
- Padlock not included.

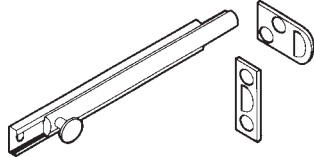
# DON-JO



UL  
Surface  
Bolt


**Stock No.** **Finish** **Size** **ANSI**  
**DJ-1580** 626 8" L84161

- Furnished with Rim and Mortise strikes.



**Stock No.** **Finish** **Size** **ANSI**  
**DJ-SB-4** 605, 613, 619, 620, 625, 626 4" L04151  
**DJ-SB-6** 605, 613, 619, 620, 625, 626 6" L04151

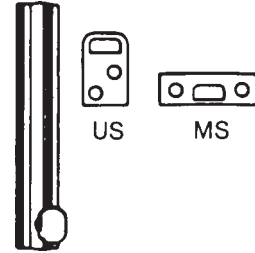
- Furnished with Rim and Mortise strikes.
- 619, 620 finishes are discontinued, Call for closeout prices.



**Locking Mortise Bolt**  
**5051-04-51x**  
 Satin Brass

### Decorative Surface Bolts

- Concealed screw design enhances appearance and security.
- Exceptional strength and durability provided by interlocking construction of heavy gauge track and rod.
- Permanent stop prevents rod disengagement from track.
- Tension spring holds bolt in desired position.
- Track assures smooth operation and interlocks with side edges of rod to eliminate marring.
- Decorative 5/8" diameter knob designed to facilitate bolt operation.
- Made from extruded brass.
- Available in 4" and 6" lengths.
- Packed with both Universal and Mortise Strikes.
- Meets design requirements of ANSI/BHMA A156.16.
- Dimensions: Throw: 7/16"; Projection: 3/4" Width: 11/16"

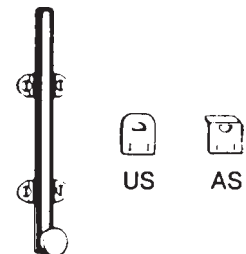


### Stock No. (Specify Finish & Length)

**IV-40B \* 4"** 4" length  
 \*Finishes: 3, 5, 10B, 15, 15A, 26, 26D  
**IV-40B \* 6"** 6" length  
 \*Finishes: 3, 5, 10B, 15, 15A, 26, 26D

### Decorative Surface Bolts

- Features attractive 3/8" half-round rods and well-proportioned guides.
- Semi-concealed guides assure smooth operation and are positioned under the rod to eliminate marring the surface of the bolt.
- Stainless steel tension spring prevents rod disengagement from guide and provides permanent spring tension to hold bolt in desired position.
- Decorative 1/2" diameter knob designed to facilitate bolt operation.
- Made from solid brass or burnished steel.
- Available in 3", 4" and 6" lengths.
- Packed with both Universal and Angle Strikes.
- Meets design requirements of ANSI/BHMA A156.16.
- Dimensions: Throw: 3/4"; Projection: 3/4"; Half Round Rod: 3/8" Overall Width: 1-3/16".



### Stock No. (Specify Finish & Length)

**IV-043B** 4" or 6" length - Brass  
 Finishes: 3, 10B, 15, 15A, 26, 26D  
**IV-043F** 3", 4", 6" length - Steel  
 Finishes: 3

©ZIPF LOCK COMPANY

See page 427 for Cal Royal, Don Jo, Ives finish descriptions.

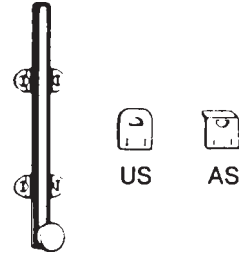
433 v1  
 (PL-42)

# MISCELLANEOUS

## DOOR BOLTS

### Decorative Surface Bolts

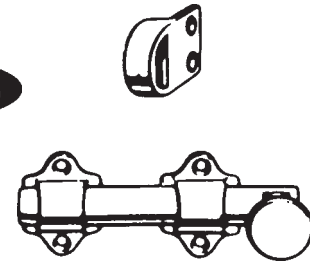
- Features attractive 1/2" half-round rods and well-proportioned guides.
- Semi-concealed guides assure smooth operation and are positioned under the rod to eliminate marring the surface of the bolt.
- Stainless steel tension spring prevents rod disengagement from guide and provides tension to hold bolt in desired position.
- Decorative **3/4" diameter knob** designed to facilitate bolt operation.
- Made from burnished steel.
- Available in 6" length.
- Packed with both Universal and Angle Strikes.
- Meets design requirements of ANSI/BHMA A156.16.
- Dimensions: Throw: 1"; Projection: 15/16"; Half Round Rod: 1/2"; Overall Width: 1-3/8".



**Stock No. (Specify Finish & Length)**  
**IV-43F3 6"** 6" length - Steel  
**Finishes: 3**

### Dutch Door Bolts

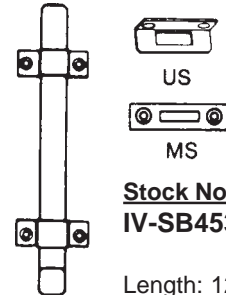
- Practical, rugged, attractive bolt for application on dutch doors as well as other areas.
- Chamfered rod end draws the two leaves of door tightly together.
- Sufficient tolerance provided in strike opening to allow for misalignment of door leaves and also prevents binding of bolt.
- Decorative 1" diameter knob designed to facilitate bolt operation.
- Made from solid brass.
- Packed with Standard Strike.
- Dimensions: Throw: 5/8"; Projection: 1-1/8"; Half Round Rod: 5/8"; Overall Width: 1-5/8"; Rod Length: 4-1/4"; Overall Length, including knob: 4-3/8"



**Stock No. (Specify Finish & Length)**  
**IV-054MB** 6" length - Steel  
**Finishes: 3, 26D**

### Surface Bolt

- Surface Bolt has 1-3/16" throw for maximum security.
- Strong tension springs prevent creep.
- Ideal for all types of doors.
- Available 12" length. (8", 18" and 24" by special order)
- Unit packed with standard screws for added security.
- Unit packed with both a universal top strike (T) and a mortise bottom strike (B).
- Constructed of heavy duty steel.
- 8" and 12" Bolts are UL listed up to 3 hours when used on the inactive door of a pair up to 10' in height.
- Meets ANSI/BHMA A156.16 L84161
- Dimensions: Bar: 3/4" Wide x 1/4" Thick; Overall Width: 2-1/32"; Overall Projection: 1-5/16"  
 Top Strike: 1-1/2" x 1-1/2" Angle, 3/16" Thick; Bottom Strike: 3-1/2" Long x 1-5/8" Wide x 1/8" Thick.



**Stock No.**  
**IV-SB453-12-TB 26D**

Length: 12"  
**Finishes: 26D**

## Master Lock

### DUAL FUNCTION DOOR SECURITY BAR

Adjusts to fit most Sliding and Hinged doors

- Non-marring yoke (removable for sliding doors)
- Designed to fit most doors, simple push button adjustment.
- High strength steel tube. 20-gauge.
- Portable. Collapsible, to fit most suitcases and garment bags.
- Pivoting ball joint for full contact on floor.
- Padded foot provides sure grip on most floors.
- Lifetime Guarantee.

**Stock No.**  
**265D (White)**

For Sliding Doors

For Hinged Doors

© ZIPP LOCK COMPANY

## DOOR CHAINS

### CAL-ROYAL

**CR-DG22**

US3 Solid Brass  
 Chain Door Guard  
 6-3/4" Chain

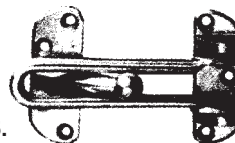


## DOOR GUARDS

### CAL-ROYAL

**CR-BBDHG88**

US3, 26D  
 Zinc Diecast Swing Bar  
 Door Guard with  
 ball bearing  
**Limited supply of US-5.**  
**Call for closeout price.**



### FLIP LOCK MAG-8705

For in-opening doors. Left or right hand.  
 Heavy gauge steel.



# PADLOCKS



## Replacement Cylinders

### AJ-PTC 12

For American Series 700, Series 1000 and Series 5000 padlocks with protective cover plate. Keyed Alike Numbers Stocked: 22327, 22337, 22347, 43737, 78378.

### AJ-PTC 14

6 Pin Cylinder for Series 700, 1000 & 5000. Keyed Alike Numbers Stocked: 52438, 85462.

### AJ-HTC 2

For American Tumbler Padlocks Series 7000, KA or KD only. Keyable to ACE, ACEII, Gem Cylinders. Keyed Alike Numbers Stocked: 01034, 01152, 01274.

### AJ-BTC 1 KA

For American Blade Tumbler Padlocks available Keyed Alike only (with 2 keys). Keyed Alike Numbers Stocked: D219, D221, D312, D376, D379, D640, E102, E445.

### AJ-BTC 1U

For American Blade Tumbler Padlocks Uncoded Cylinders only (less keys).

## Service Kits

### AJ-SK8

For servicing American Rekeyable Pin Tumbler locks.

### AJ-TCR-3

For servicing American new Tubular Cam locks and padlocks.

## Steel Hasps

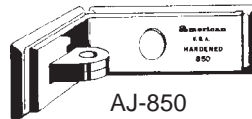
The Steel-On-Steel Complement to Better Security



AJ-825



AJ-535



AJ-850



AJ-875



AJ-885

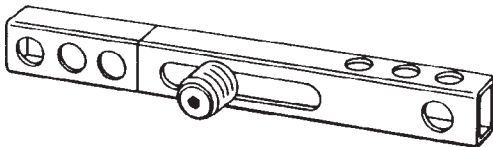
All Hardened Super-Security

Stock No.	Description	Length	Width
AJ-825	Straight bar, 7/16"	7-1/4"	1-5/8"
AJ-850	90° Angle bar, 7/16"	4-1/4"	1-5/8"
AJ-535	Off-center hole	5"	2"

Multi-Purpose Top Security Flex-O-Hasp  
Heavy Wrought Steel

Stock No.	Description	Length	Width
AJ-875	Single Hinge	6-1/4"	1-3/4"
AJ-885	Double Hinge	7-3/4"	1-3/4"

## Locking Bolt




No.  
**AJ-895**

**Description**  
3/4" solid hardened steel throw, fully adjustable from 3/4" to 2-3/8". Chrome plated.

Each Locking Bolt comes with instructions, mounting screws and hex wrench for installation.

## Weatherbuilt Plus™ Padlock Cover



### AJ-700W

- Weatherbuilt Plus™ cover for Series 700.
- Oil, gas and acid resistant Shell® Kraton® cover.
- Fits American Lock models 700, 701, 702 and 703.

**If you can't find the padlock that you need be sure to check  
American's sister company Master Lock Co.**